
The Colorado Health Foundation 2023 Grantee Perception Report - Overall Responses

Generated on April 24, 2024



THE CENTER FOR
EFFECTIVE PHILANTHROPY

675 Massachusetts Avenue
7th Floor
Cambridge, MA 02139
617-492-0800

131 Steuart Street
Suite 501
San Francisco, CA 94105
415-391-3070

cep.org

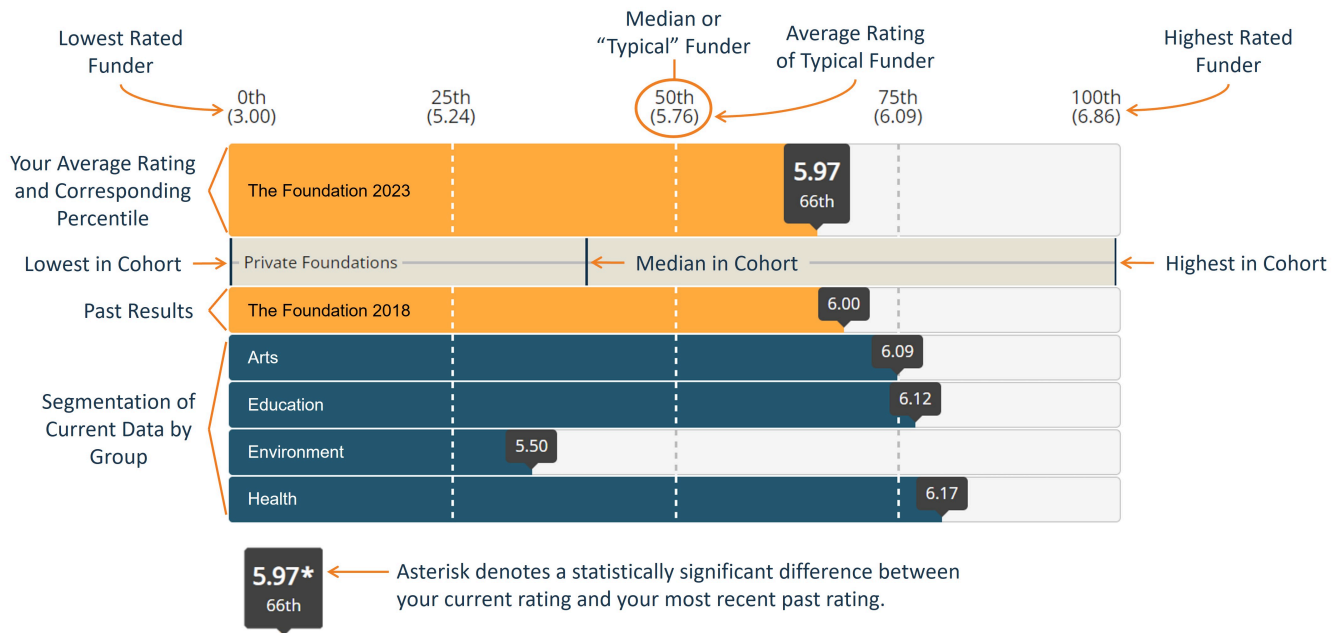
The online version of this report can be accessed at cep.surveymresults.org

Interpreting Your Charts	1
Key Ratings Summary	2
Survey Population	3
Subgroup Methodology and Differences	4
Comparative Cohorts	7
Grantmaking Characteristics	9
Impact on and Understanding of Grantees' Fields	12
Advancing Knowledge and Public Policy	12
Impact on and Understanding of Grantees' Local Communities	14
Impact on and Understanding of Grantees' Organizations	15
Grantee Challenges	15
Non-Monetary Assistance	15
Funder-Grantee Relationships	19
Interaction Patterns	21
Communication	23
Contextual Understanding	25
Racial Justice	26
Grant Processes	28
Selection Process	28
Reporting and Evaluation Process	30
Reporting Process	30
Evaluation Process	32
Dollar Return and Time Spent on Processes	33
Time Spent on Selection Process	33
Time Spent on Reporting and Evaluation Process	35

Customized Questions	37
Grantee Priority Areas	37
Foundation Strategy	37
Interactions with Grantees.....	39
Grantmaking Processes	41
Grantees' Written Comments	43
Quality of Processes, Interactions and Communications	43
Suggestion Topics.....	43
Selected Suggestions	44
Respondents and Communities Served	47
Respondent Demographics	48
Respondent Job Title	53
Contextual Data	54
Grantee Characteristics.....	57
Funder Characteristics	60
Additional Survey Information	62
About CEP and Contact Information.....	64

Interpreting Your Charts

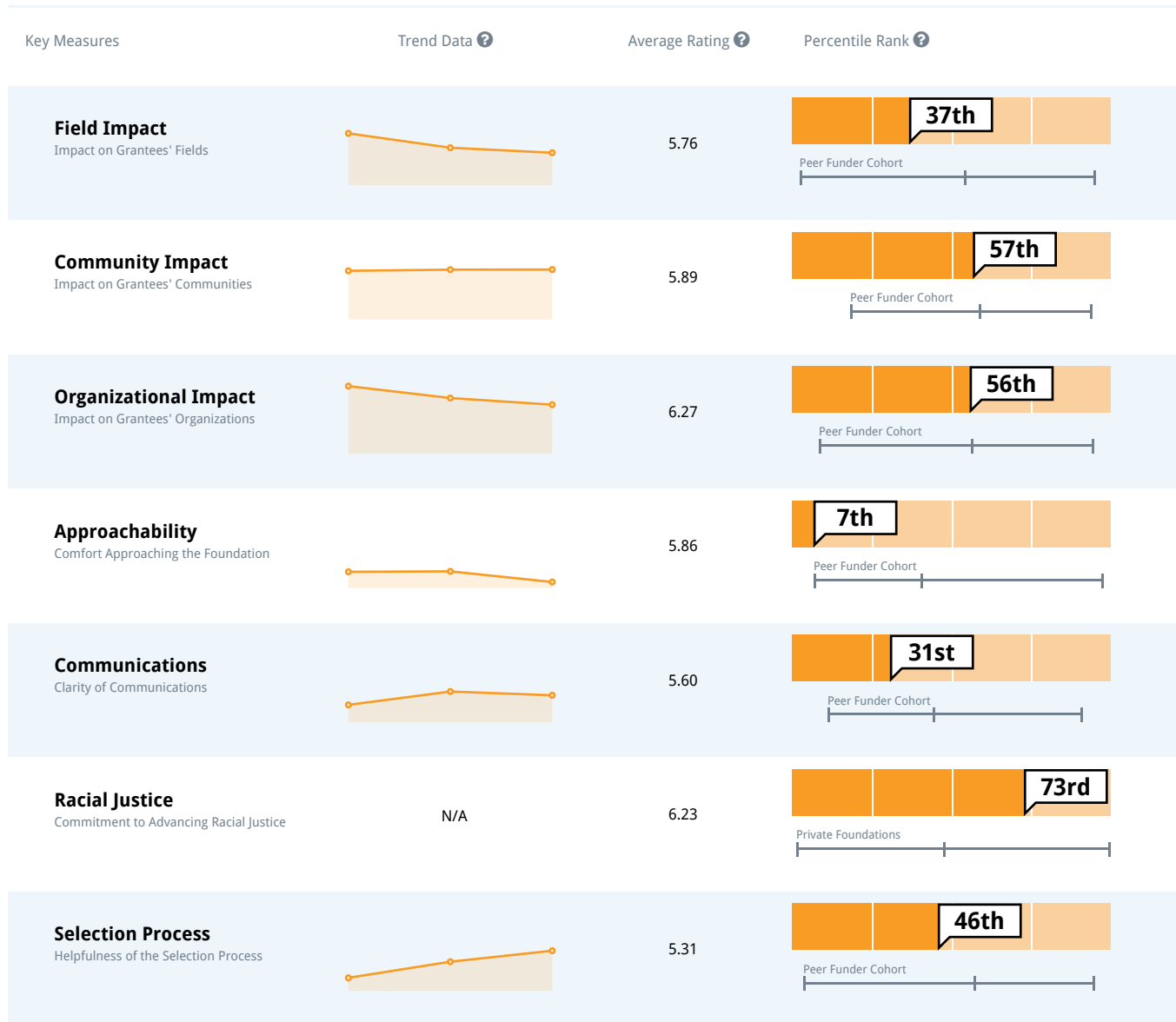
Many of the charts in this report are shown in this format. See below for an explanation of the chart elements.



Missing data: Selected grantee ratings are not displayed in this report due to changes in the survey instrument, or when a question received fewer than ten responses.

Key Ratings Summary

The following chart highlights a selection of The Colorado Health Foundation's key results. Each of these data points corresponds to an individual survey measure that is displayed with additional detail in the subsequent pages of this report.



Survey Population

Survey	Survey Fielded	Survey Population	Number of Responses Received	Survey Response Rate
CHF 2023	September and October 2023	673	449	67%
CHF 2019	October and November 2019	689	426	62%
CHF 2015	September and October 2015	436	259	59%

Survey Year	Year of Active Grants
CHF 2023	June 2022 - June 2023
CHF 2019	June 2018 - May 2019
CHF 2015	June 2014 - May 2015

CHF also surveyed grantees in 2008 and 2010, only survey results for the last 10 years are shown in this report.

Throughout this report, The Colorado Health Foundation's survey results are compared to CEP's broader dataset of more than 50,000 grantee responses from over 300 funders built up over more than a decade of grantee surveys. A list of some funders who have recently participated in the GPR can be found at <https://cep.org/gpr-participants/>.

In order to protect the confidentiality of respondents results are not shown when CEP received fewer than ten responses to a specific question.

Subgroups

In addition to showing CHF's overall ratings, this report shows ratings segmented by Priority. The online version of this report also shows ratings segmented by CHF Zone, Geography, Organization Led By/Centered On, Year of Grant, Contact Change in Past 18 Months, Organizational Budget, Respondent Gender, and Respondent Person of Color Identity.

Priority	Number of Responses
Adult Recovery	43
Advocacy	50
Affordable Housing	24
Capacity Building	30
Children Move More	51
Community Solutions	42
Early Childhood Social Emotional	10
Food Access and Security	19
Primary Care	27
Teen/Young Adult Resiliency	49
Locally-Focused Work (Program)	71
Other	33

CHF Zone	Number of Responses
Zone 1	91
Zone 2	42
Zone 3	48
Zone 4	250
Outside of Colorado	18

Geography	Number of Responses
Urban	222

Geography	Number of Responses
Rural	151
Statewide	75

Organization Led By/Centered On	Number of Responses
Led By	97
Centered On	41
Not Applicable	179
Unknown	132

Year of Grant	Number of Responses
Pre-2019	11
2019	26
2020	72
2021	110
2022	143
2023	87

Change in Contact - Last 18 Months	Number of Responses
Contact Change in Last 18 Months	187
No Contact Change in Last 18 Months	217

Organizational Budget	Number of Responses
Less than \$1M Budget	179
\$1M or More Budget	252

Respondent Gender	Number of Responses
Identifies as a Man	109
Identifies as a Woman	304
Identifies as "gender non-conforming", "non-binary" or any combination of genders	18
Prefer not to say	15

Respondent Person of Color Identity	Number of Responses
Does not identify as a Person of Color	261
Identifies as a Person of Color	153
Prefer not to say	30

Subgroup Methodology and Differences

The following page outlines the methodology used to determine the subgroups that are displayed in the report, along with any differences in grantee perceptions. Differences should be interpreted in the context of the Foundation's goals and strategy.

CEP conducts statistical analysis on groups of 10 or larger. Ratings described as "significantly" higher or lower reflect statistically significant differences at a P-value less than or equal to 0.1.

Subgroup Methodology

Using the grantee list provided by CHF, CEP tagged grantees based on their:

- **Priority**
- **CHF Zone**
- **Geography**
- Whether the organization was **Led By/Centered On** specific populations
- **Year of Grant**

Contact Change:

- Using data grantees provided in a custom question, CEP tagged grantees based on whether they had experienced a contact change within the 18 months preceding the survey.

Organizational Budget:

- Using data grantees provided in the survey, CEP tagged grantees based on their reported organizational budget.

Respondent Gender:

- Using data grantees provided in the survey, CEP tagged grantees based on their gender identity. Those segmented as "Identifies as a Man" selected "Man" only, and those segmented as "Identifies as a Woman" selected "Woman" only.

Respondent Person of Color Identity:

- Using data grantees provided in the survey, CEP tagged grantees based on their person of color identity.

Subgroup Differences

Priority:

- There are no consistent, statistically significant differences in grantee ratings when segmented by priority.
- When comparing differences between individual priorities, ratings from Food Access and Security grantees are significantly *higher* than ratings from Advocacy grantees on several measures related to grantee interactions and communications.

CHF Zone:

- There are no consistent, statistically significant differences in grantee ratings when segmented by zone.
- When comparing differences between individual zones, ratings from Zone 3 grantees are significantly *higher* than ratings from Zone 2 grantees on most measures related to the Foundation's racial justice efforts.

Geography:

- There are no consistent, statistically significant differences in grantee ratings when segmented by geography.

Organization Led By/Centered On:

- There are no consistent, statistically significant differences in grantee ratings when segmented by led by/centered on.

Year of Grant:

- Grantees who received a grant in 2019 rate significantly *lower* than grantees who received a grant in 2021 or later on many survey measures related to the Foundation's understanding of and interactions with grantees.

Contact Change:

- Grantees who reported a contact change at the Foundation in the past 18 months rate significantly *lower* on most measures compared to grantees who did not experience a contact change.

Organizational Budget:

- Grantees who work at organizations with a budget of \$1M or more rate significantly *higher* on a few measures in the survey, particularly measures related to the Foundation's understanding – of communities, challenges grantee organizations are facing, the needs of the people grantees serve – and the Foundation's approach to racial justice.

Respondent Gender:

- Respondents who identify as men rate significantly *higher* than those who identify as women on many measures related to CHF's understanding of grantee communities and factors affecting their work, as well as grantee interactions with the Foundation.
- Respondents who identify as women are significantly *more likely* to report they only interact with their contact at the Foundation yearly or less often and significantly *less likely* to report discussing how their grant would be assessed with the Foundation compared to those who identify as men.

Respondent Person of Color Identity:

- While there are no consistent, statistically significant differences in grantee ratings when segmented by their person of color identity, respondents who identify as a person of color rate significantly *higher* than those who do not for perceptions of the Foundation's impact on their fields, communities, and organizations, and they rate significantly *lower* for measures related to racial justice.

For more information on demographic differences, please see the "[Respondent Demographics](#)" section.

Comparative Cohorts

Peer Funder Cohort

CHF selected a set of 12 funders to create a smaller comparison group that more closely resembles CHF in scale and scope.

Peer Funder Cohort

Blue Shield of California Foundation
Bush Foundation
Episcopal Health Foundation
Houston Endowment, Inc.
Michigan Health Endowment Fund
Missouri Foundation for Health
St. David's Foundation
The California Endowment
The California Wellness Foundation
The Colorado Health Foundation
The Duke Endowment
The McKnight Foundation

Standard Cohorts

CEP also included 18 standard cohorts to allow for comparisons to a variety of different types of funders.

Strategy Cohorts

Cohort Name	Count	Description
Small Grant Providers	36	Funders with median grant size of \$20K or less
Large Grant Providers	110	Funders with median grant size of \$200K or more
High Touch Funders	34	Funders for which a majority of grantees report having contact with their primary contact monthly or more often
Proactive Grantmakers	106	Funders that make at least 90% of grants by invitation only
Responsive Grantmakers	103	Funders that make at most 10% of grants by invitation only
Intermediary Funders	23	Funders that primarily regrant philanthropic dollars
International Funders	66	Funders that fund outside of their own country
European Funders	27	Funders that are headquartered in Europe

Annual Giving Cohorts

Cohort Name	Count	Description
Funders Giving Less Than \$5 Million	58	Funders with annual giving of less than \$5 million
Funders Giving \$50 Million or More	88	Funders with annual giving of \$50 million or more

Foundation Type Cohorts

Cohort Name	Count	Description
Private Foundations	170	All private foundations in the GPR dataset

Family Foundations	85	All family foundations in the GPR dataset
Community Foundations	41	All community foundations in the GPR dataset
Health Conversion Foundations	30	All health conversion foundations in the GPR dataset
Corporate Foundations	25	All corporate foundations in the GPR dataset

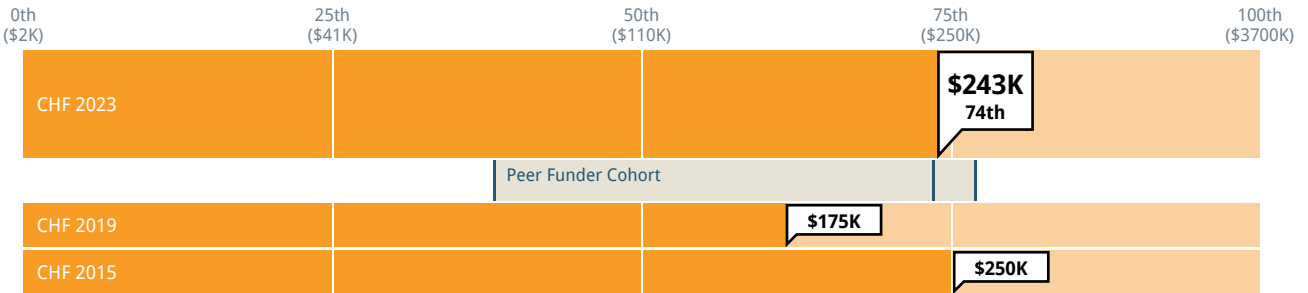
Other Cohorts

Cohort Name	Count	Description
Funders Outside the United States	42	Funders that are primarily based outside the United States
Recently Established Foundations	52	Funders that were established in 2000 or later
Funders Surveyed During COVID-19	172	Funders who surveyed grantees during COVID-19 (2020 - 2022)

Grantmaking Characteristics

Funders make different choices about the ways they organize themselves, structure their grants, and the types of grantees they support. The following charts and tables show some of these important characteristics. The information is based on self-reported data from funders and grantees, and further detail is available in the Contextual Data section of this report.

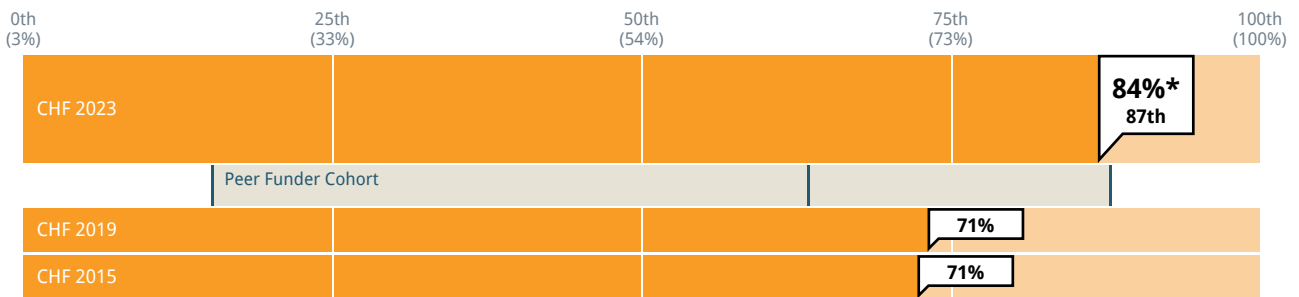
Median Grant Size



Cohort: Peer Funder Cohort Past results: on Subgroup: None

Proportion of Multi-year Grants

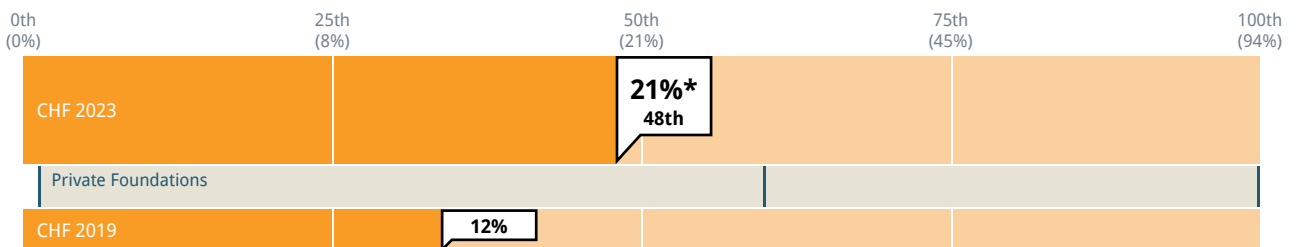
Proportion of grantees that report receiving grants for two years or longer



Cohort: Peer Funder Cohort Past results: on Subgroup: None

Proportion of Unrestricted Funding

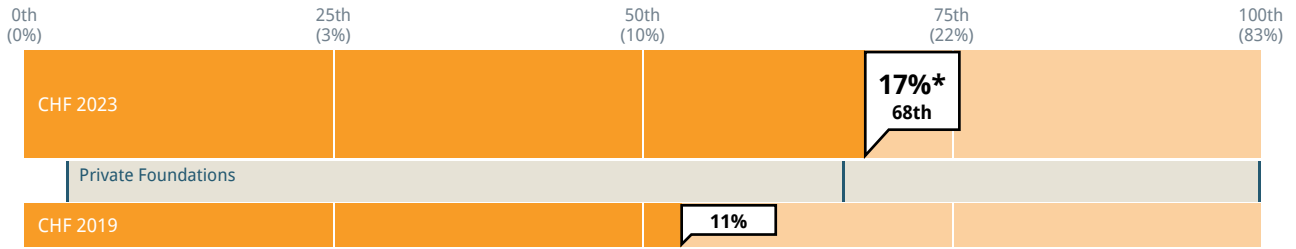
Proportion of grantees responding 'No, this funding was not restricted to a specific use (e.g., general operating, core support)'



Cohort: Private Foundations Past results: on Subgroup: None

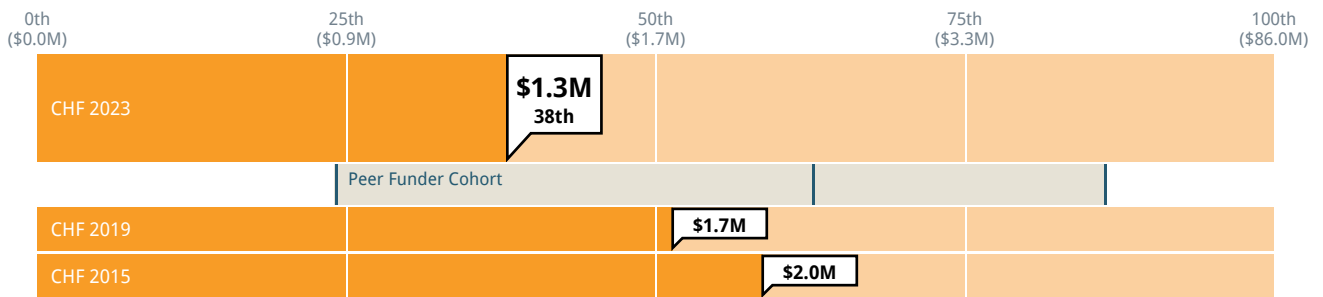
Proportion of Multi-year Unrestricted Grants

Proportion of grantees that report receiving grants for two years or longer and who report receiving general operating support funding that was not restricted to a specific use.



Cohort: Private Foundations Past results: on Subgroup: None

Median Organizational Budget



Cohort: Peer Funder Cohort Past results: on Subgroup: None

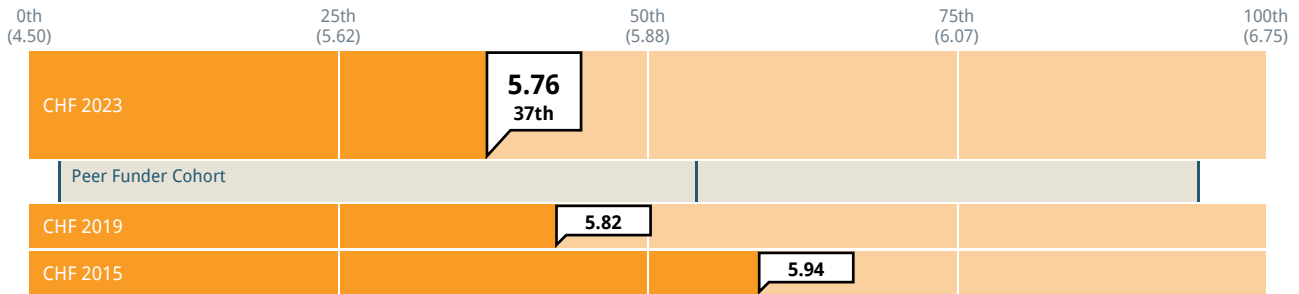
Selected Cohort: Peer Funder Cohort					
Grant History	CHF 2023	CHF 2019	CHF 2015	Average Funder	Peer Funder Cohort
Percentage of first-time grants	33%	35%	20%	29%	30%

Selected Cohort: Peer Funder Cohort					
Program Staff Load	CHF 2023	CHF 2019	CHF 2015	Median Funder	Peer Funder Cohort
Dollars awarded per program full-time employee	\$4.7M	\$3M	\$4M	\$2.7M	\$3.8M
Applications per program full-time employee	21	24	11	24	15
Active grants per program full-time employee	30	23	23	31	32

Impact on and Understanding of Grantees' Fields

Overall, how would you rate the Foundation's impact on your field?

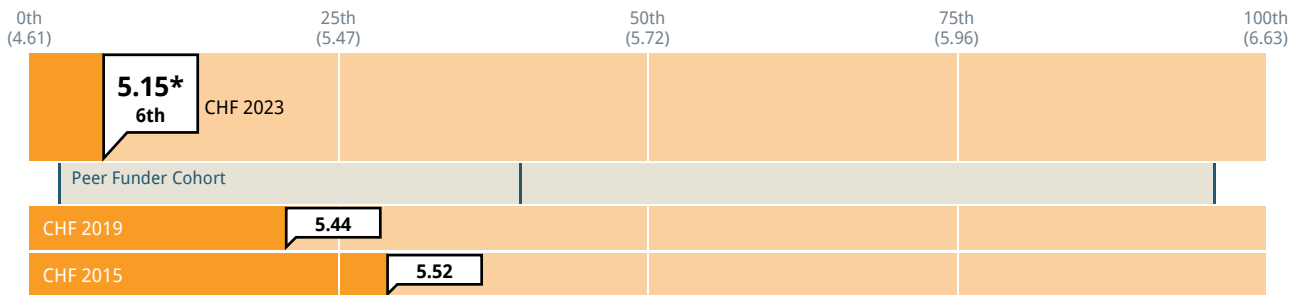
1 = No impact 7 = Significant positive impact



Cohort: Peer Funder Cohort Past results: on Subgroup: None

How well does the Foundation understand the field in which you work?

1 = Limited understanding of the field 7 = Regarded as an expert in the field

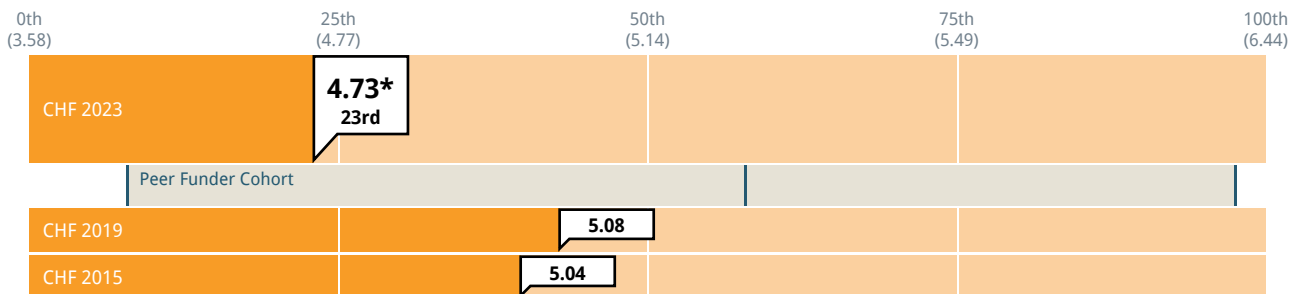


Cohort: Peer Funder Cohort Past results: on Subgroup: None

Advancing Knowledge and Public Policy

To what extent has the Foundation advanced the state of knowledge in your field?

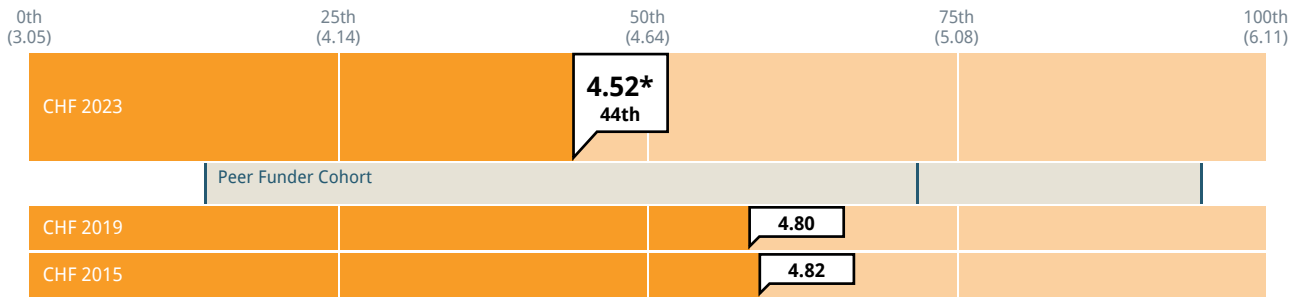
1 = Not at all 7 = Leads the field to new thinking and practice



Cohort: Peer Funder Cohort Past results: on Subgroup: None

To what extent has the Foundation affected public policy in your field?

1 = Not at all 7 = Major influence on shaping public policy

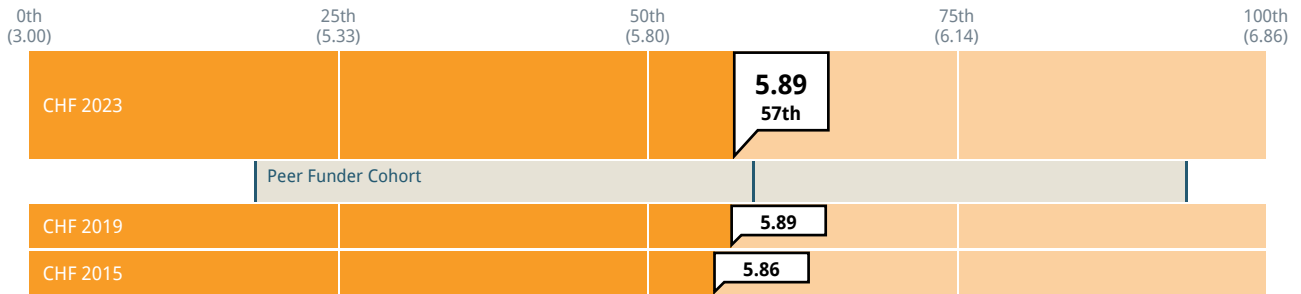


Cohort: Peer Funder Cohort Past results: on Subgroup: None

Impact on and Understanding of Grantees' Local Communities

Overall, how would you rate the Foundation's impact on your local community?

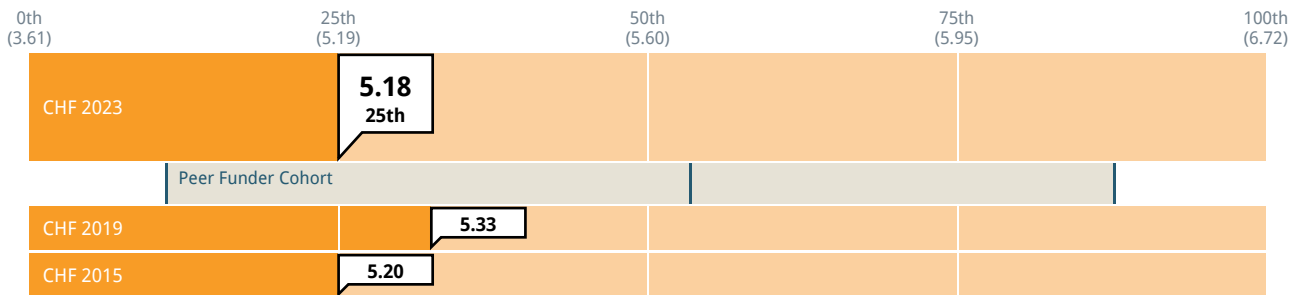
1 = No impact 7 = Significant positive impact



Cohort: Peer Funder Cohort Past results: on Subgroup: None

How well does the Foundation understand the local community in which you work?

1 = Limited understanding of the community 7 = Regarded as an expert in the community

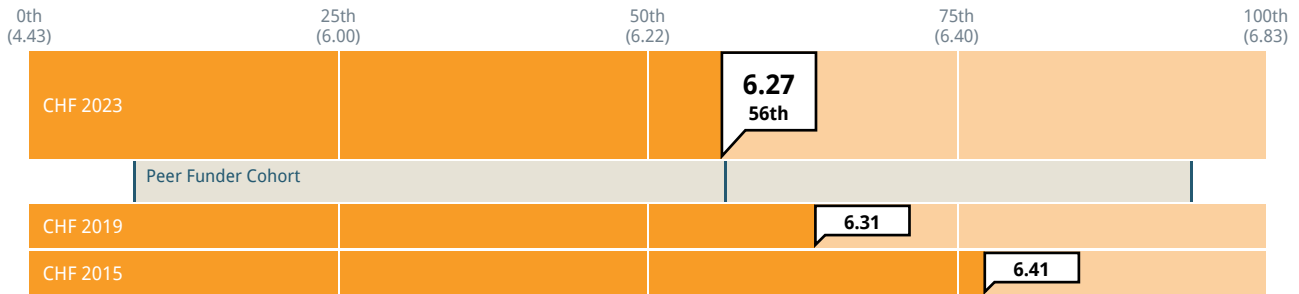


Cohort: Peer Funder Cohort Past results: on Subgroup: None

Impact on and Understanding of Grantees' Organizations

Overall, how would you rate the Foundation's impact on your organization?


1 = No impact 7 = Significant positive impact



Cohort: Peer Funder Cohort Past results: on Subgroup: None

How well does the Foundation understand your organization's strategy and goals?

1 = Limited understanding 7 = Thorough understanding




Cohort: Peer Funder Cohort Past results: on Subgroup: None

Grantee Challenges

How aware is the Foundation of the challenges that your organization is facing?

1 = Not at all aware 7 = Extremely aware



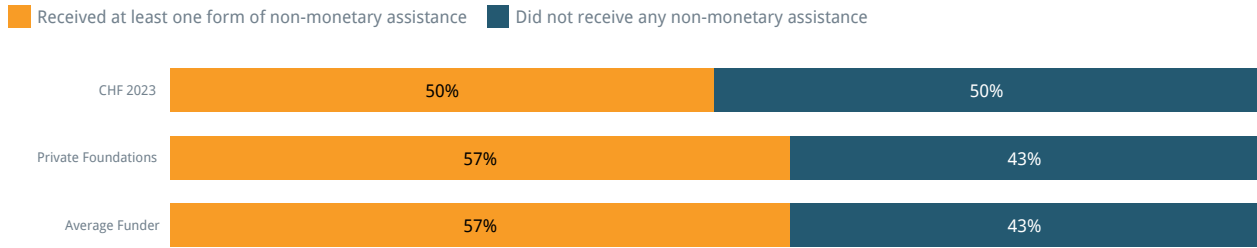
Cohort: Peer Funder Cohort Past results: on Subgroup: None

Non-Monetary Assistance

Note: Respondents could select all forms of non-monetary assistance they received in the survey. Therefore, the following chart provides a summary of the proportion of grantees who indicated that they received at least one form of non-monetary assistance.

The following questions were recently added to the grantee survey and depict comparative data from fewer than 60 funders in the dataset.

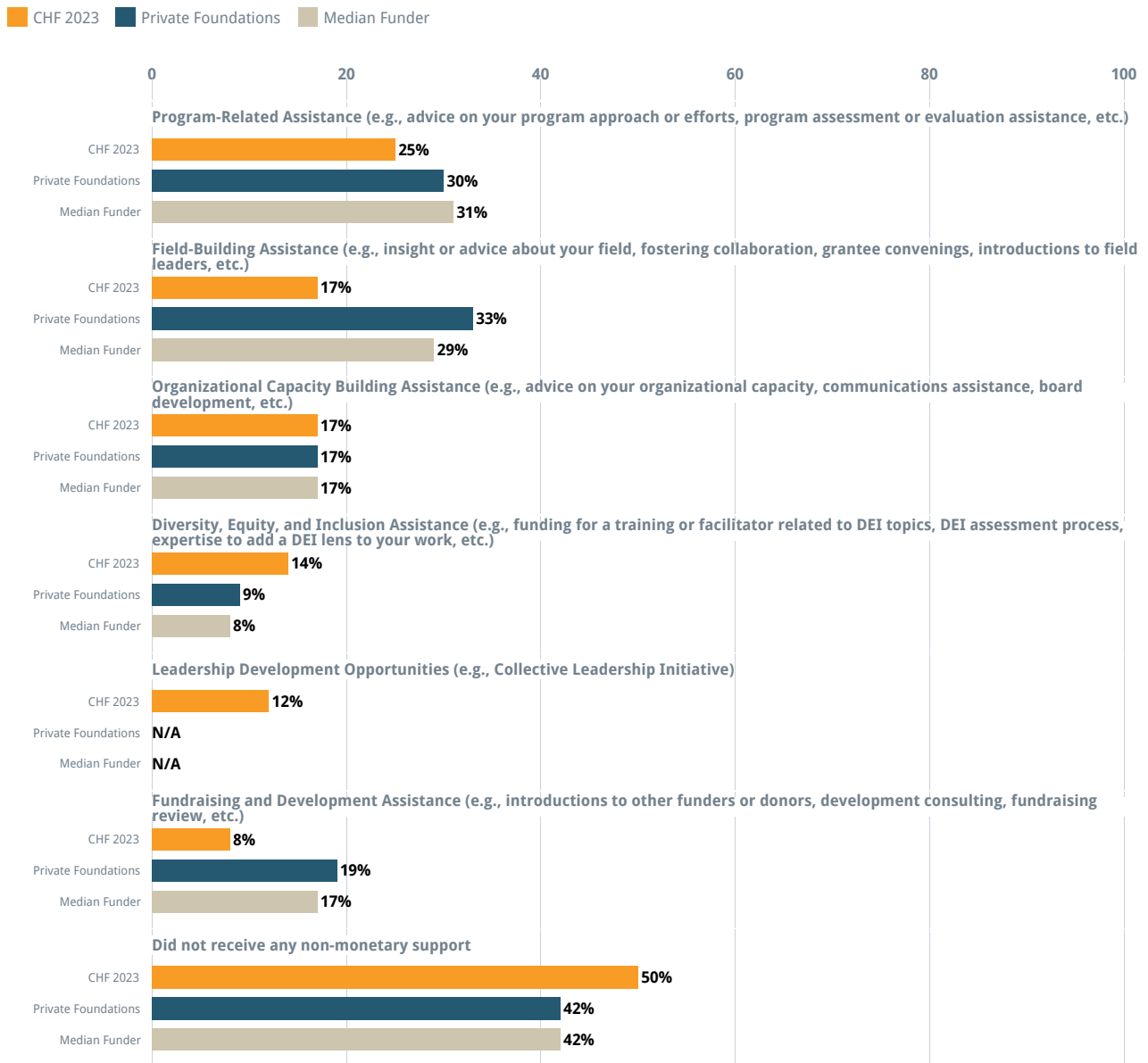
Proportion of Grantees Receiving Non-Monetary Assistance



Cohort: Private Foundations **Past results:** on

In the survey, respondents were asked about the non-monetary assistance they received in a check-all-that-apply format. Therefore, the following charts provide greater detail on the previous non-monetary assistance question.

Please indicate any types of non-monetary assistance that were a component of what you received from the Foundation (from staff or a third party paid for by the Foundation).



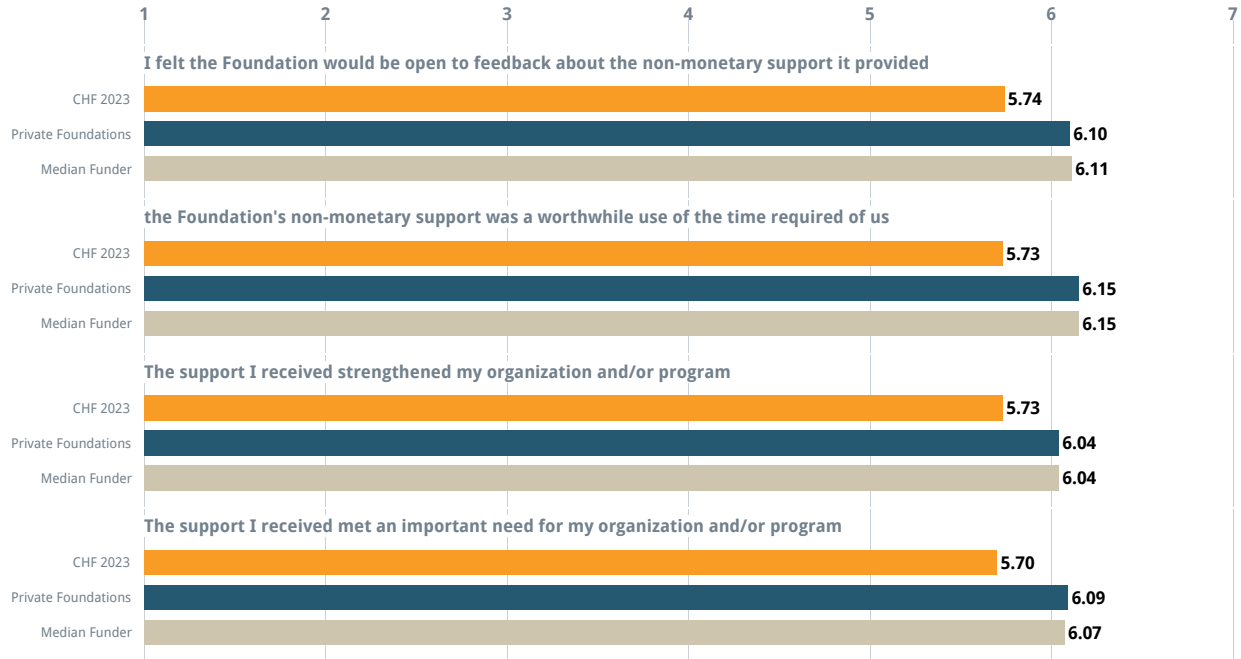
Cohort: Private Foundations Past results: on

Note: The following question was asked only of grantees who indicated receiving at least one form of non-monetary assistance in the previous question.

Please rate the extent to which you agree with the following statements about the non-monetary support you received from the Foundation:

1 = Not at all 7 = To a great extent

CHF 2023 Private Foundations Median Funder

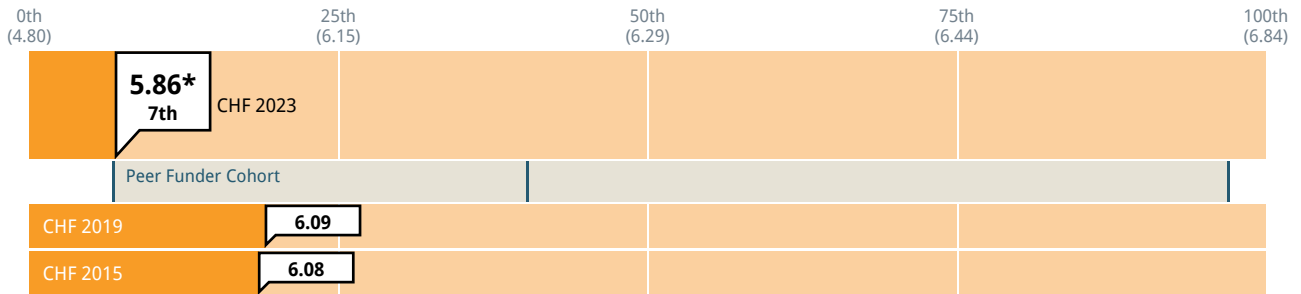


Cohort: Private Foundations Past results: on

Funder-Grantee Relationships

How comfortable do you feel approaching the Foundation if a problem arises?

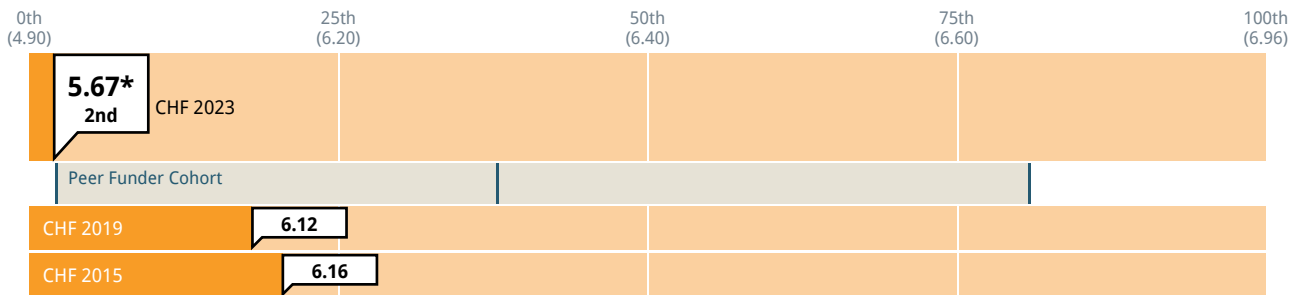
1 = Not at all comfortable 7 = Extremely comfortable



Cohort: Peer Funder Cohort Past results: on Subgroup: None

Overall, how responsive was Foundation staff?

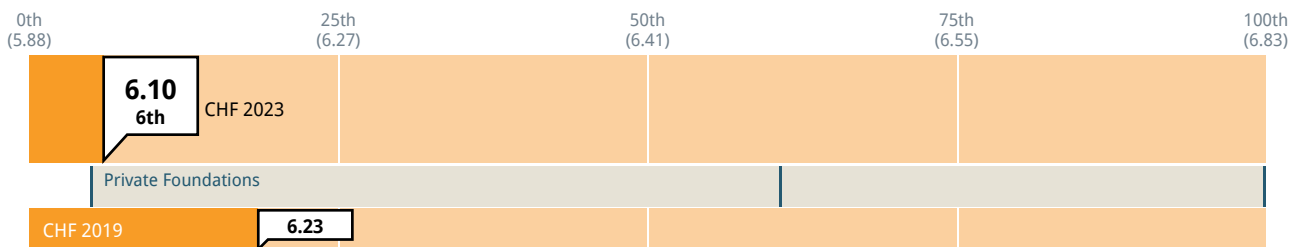
1 = Not at all responsive 7 = Extremely responsive



Cohort: Peer Funder Cohort Past results: on Subgroup: None

To what extent did the Foundation exhibit trust in your organization's staff during this grant?

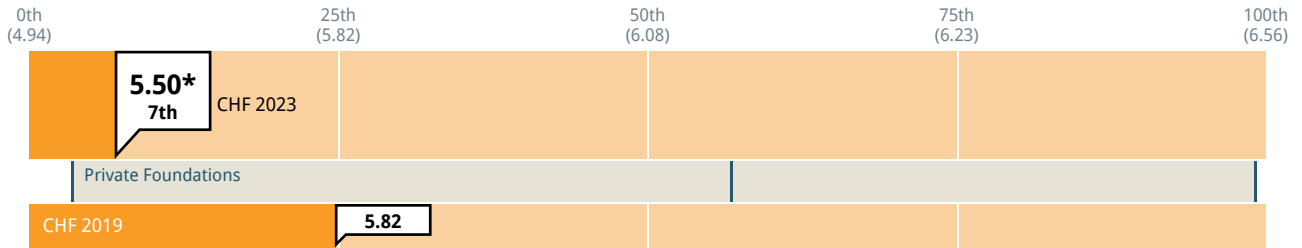
1 = Not at all 4 = Somewhat 7 = To a great extent



Cohort: Private Foundations Past results: on Subgroup: None

To what extent did the Foundation exhibit candor about the Foundation's perspectives on your work during this grant?

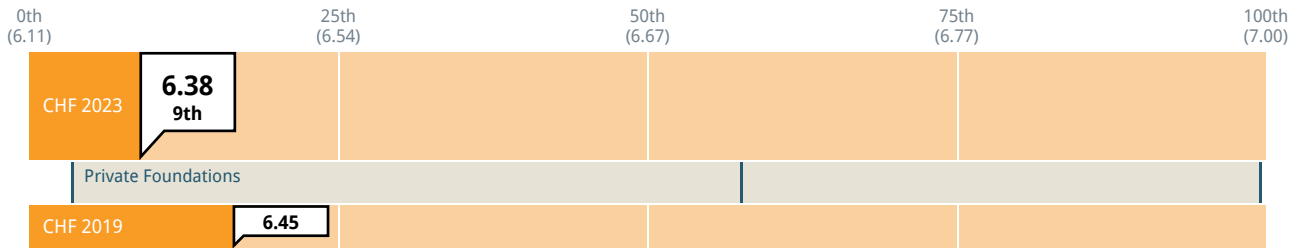
1 = Not at all 4 = Somewhat 7 = To a great extent



Cohort: Private Foundations Past results: on Subgroup: None

To what extent did the Foundation exhibit respectful interaction during this grant?

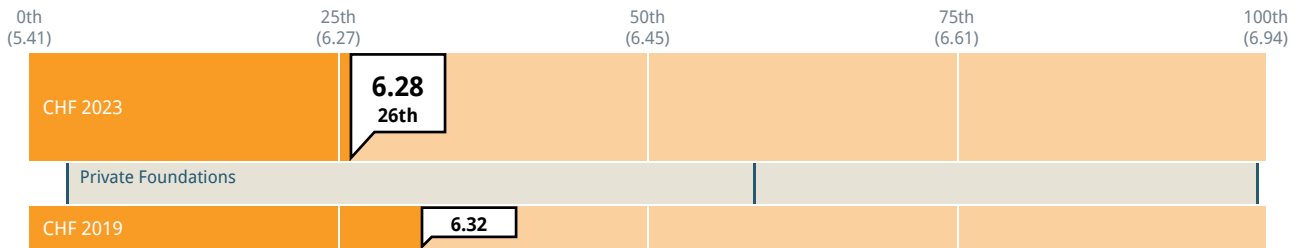
1 = Not at all 4 = Somewhat 7 = To a great extent



Cohort: Private Foundations Past results: on Subgroup: None

To what extent did the Foundation exhibit compassion for those affected by your work during this grant?

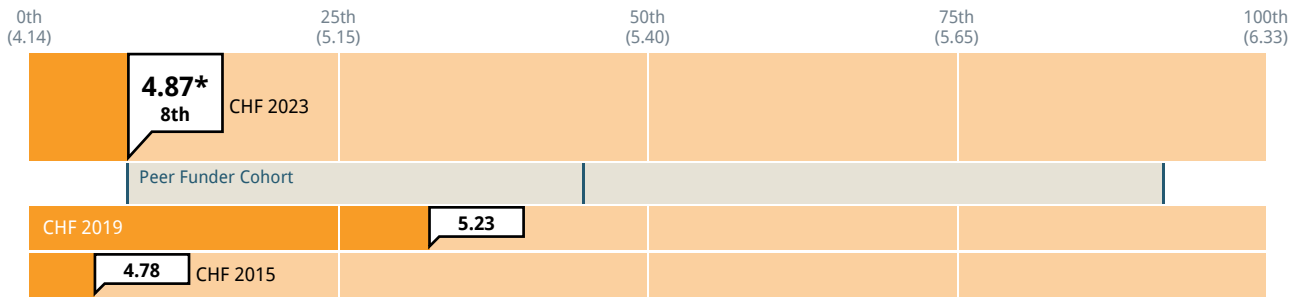
1 = Not at all 4 = Somewhat 7 = To a great extent



Cohort: Private Foundations Past results: on Subgroup: None

To what extent is the Foundation open to ideas from grantees about its strategy?

1 = Not at all 7 = To a great extent

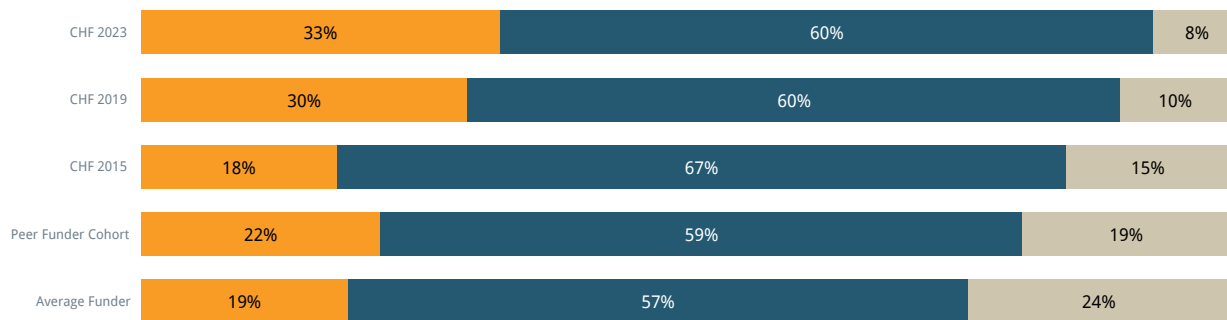


Cohort: Peer Funder Cohort Past results: on Subgroup: None

Interaction Patterns

How often do/did you have contact with your program officer during this grant?

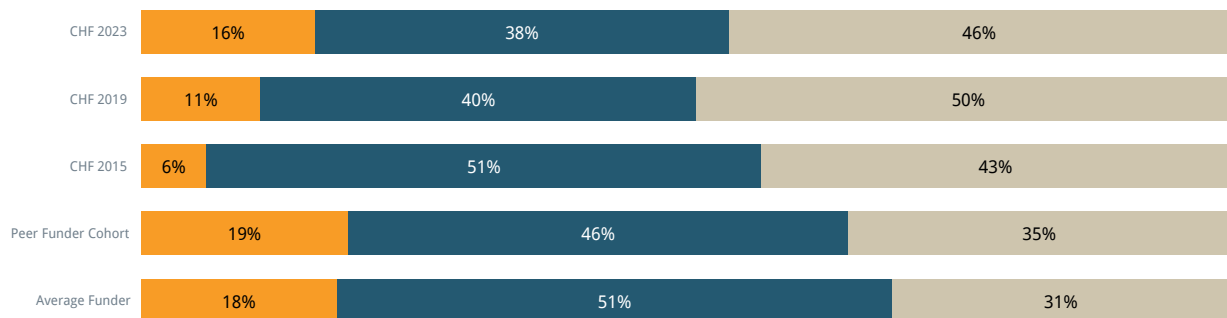
Yearly or less often Once every few months Monthly or more often



Cohort: Peer Funder Cohort Past results: on

Who most frequently initiated the contact you had with your program officer during this grant?

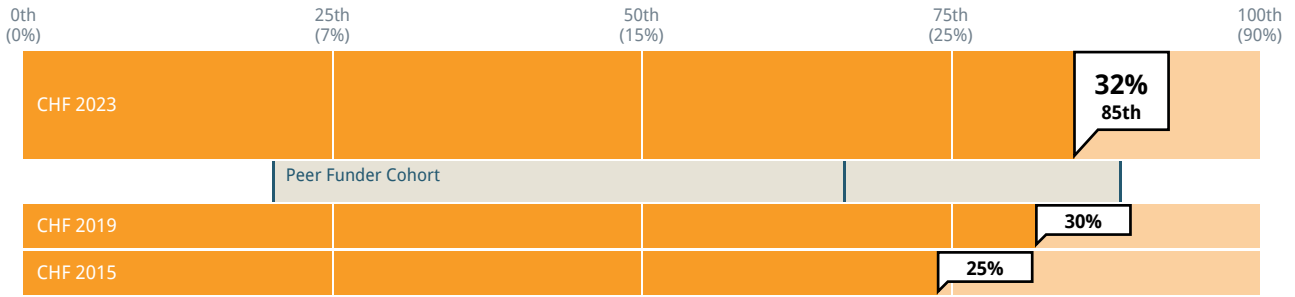
Program Officer Both of equal frequency Grantee



Cohort: Peer Funder Cohort Past results: on

Has your main contact at the Foundation changed in the past six months?

Proportion of grantees responding 'Yes'



Cohort: Peer Funder Cohort Past results: on Subgroup: None

Please note that CEP recently modified the following question. The prior question was: "At any point during this grant, including the review process, did the Foundation staff visit your offices or programs?" The question anchors have not been modified.

At any point during this grant, including the review process, did Foundation staff conduct a site visit?

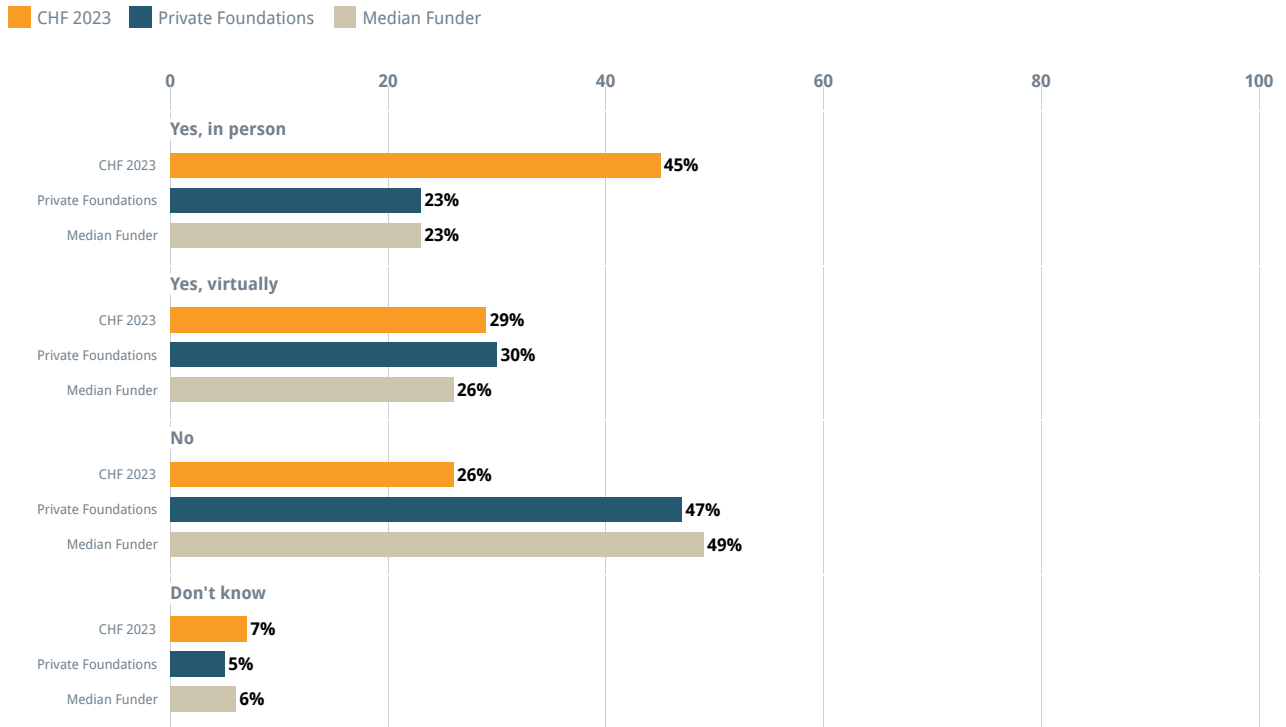
Yes, in person and/or virtual No Don't know



Cohort: Private Foundations Past results: on

In the survey, respondents were asked the site visit question in a check-all-that-apply format. Therefore, the following charts provide greater detail on the previous site visit question.

At any point during this grant, including the review process, did Foundation staff conduct a site visit?

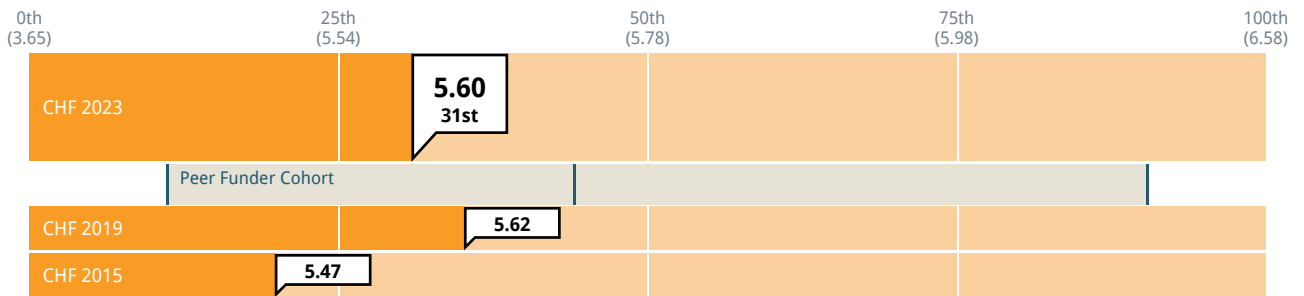


Cohort: Private Foundations Past results: on

Communication

How clearly has the Foundation communicated its goals and strategy to you?

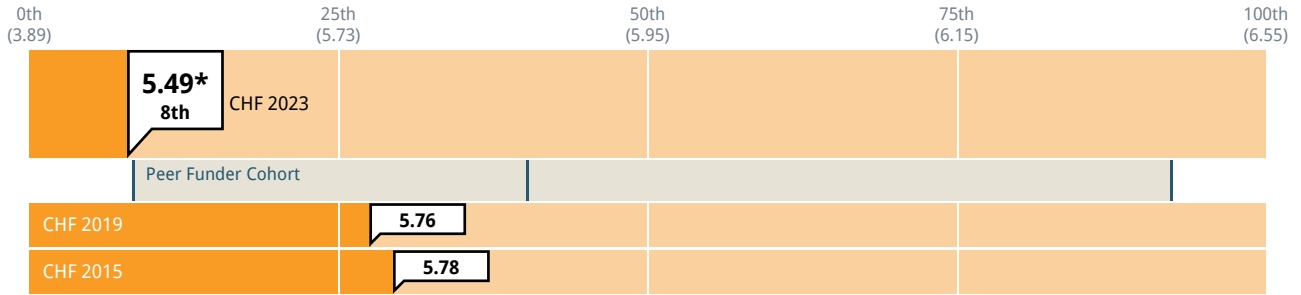
1 = Not at all clearly 7 = Extremely clearly



Cohort: Peer Funder Cohort Past results: on Subgroup: None

How consistent was the information provided by different communication resources, both personal and written, that you used to learn about the Foundation?

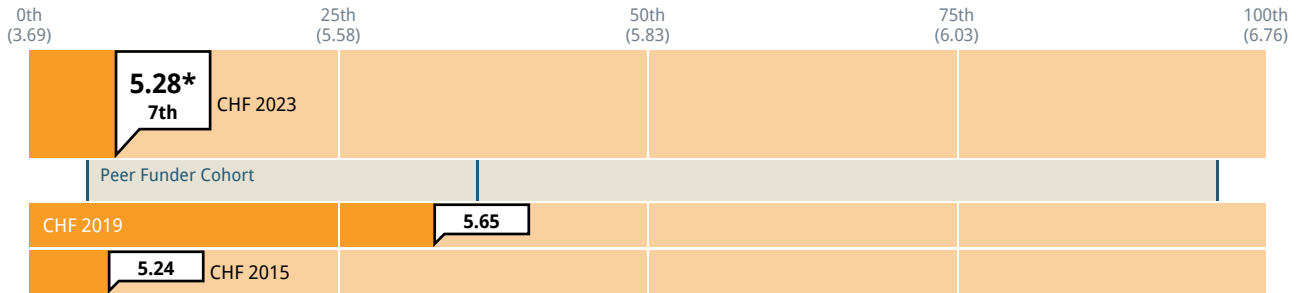
1 = Not at all consistent 7 = Completely consistent



Cohort: Peer Funder Cohort Past results: on Subgroup: None

Overall, how transparent is the Foundation with your organization?

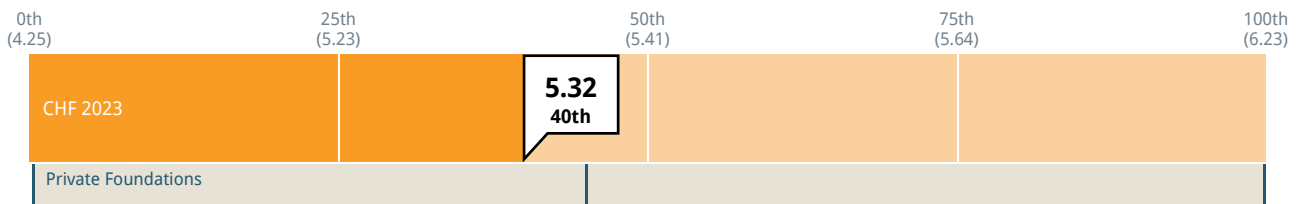
1 = Not at all transparent 7 = Extremely transparent



Cohort: Peer Funder Cohort Past results: on Subgroup: None

How well do you understand the way in which the work funded by this grant fits into the Foundation's broader efforts?

1 = Limited understanding 7 = Thorough understanding

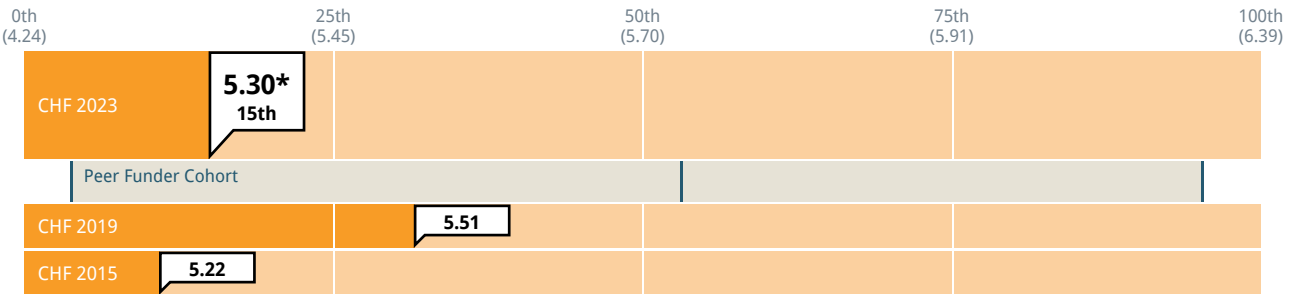


Cohort: Private Foundations Past results: on Subgroup: None

Contextual Understanding

How well does the Foundation understand the social, cultural, or socioeconomic factors that affect your work?

1 = Limited understanding 7 = Thorough understanding

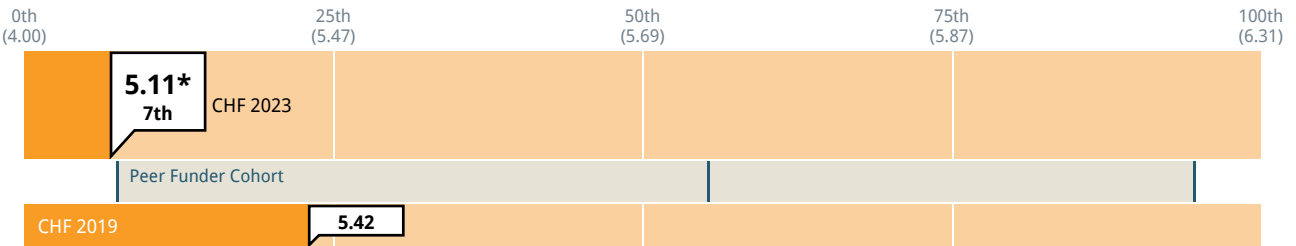


Cohort: Peer Funder Cohort Past results: on Subgroup: None

In the following questions, we use the phrase “the people and communities that you serve” to refer to those your organization seeks to serve through the services and/or programs it provides.

How well does the Foundation understand the needs of the people and communities that you serve?

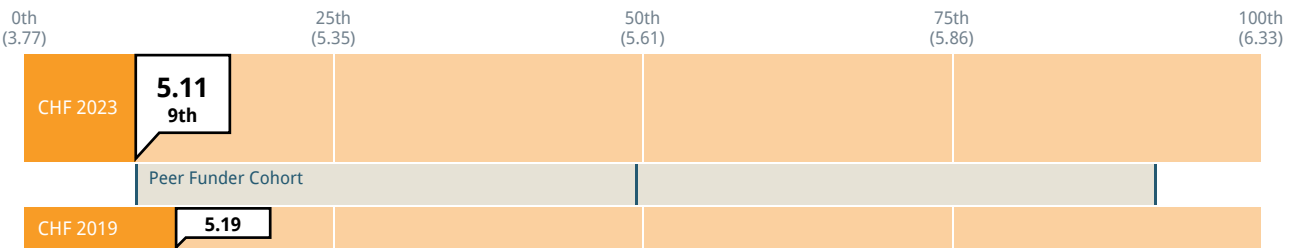
1 = Limited understanding 7 = Thorough understanding



Cohort: Peer Funder Cohort Past results: on Subgroup: None

To what extent do the Foundation's funding priorities reflect a deep understanding of the needs of the people and communities that you serve?

1 = Not at all 7 = To a great extent



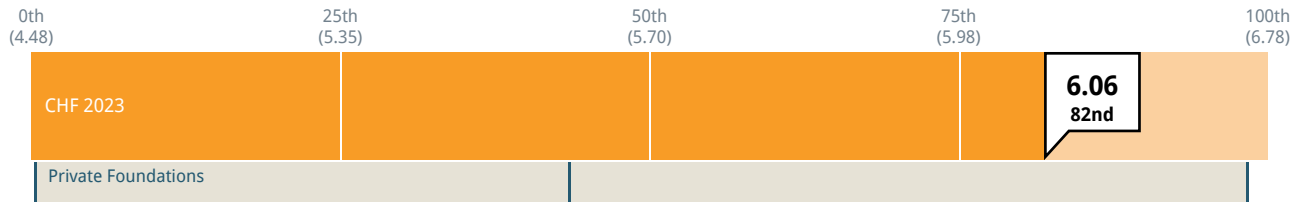
Cohort: Peer Funder Cohort Past results: on Subgroup: None

Racial Justice

Please rate the extent to which you agree or disagree with the following statements about racial justice:

The Foundation has clearly communicated what racial justice means for its work

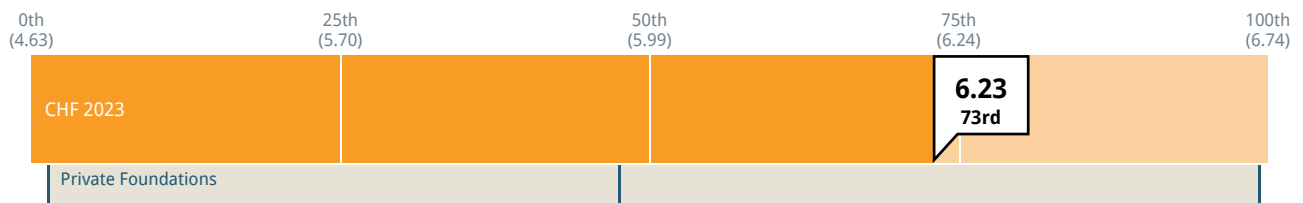
1 = Strongly disagree 4 = Neither agree nor disagree 7 = Strongly agree



Cohort: Private Foundations Past results: on Subgroup: None

Overall, the Foundation demonstrates an explicit commitment to racial justice in its work

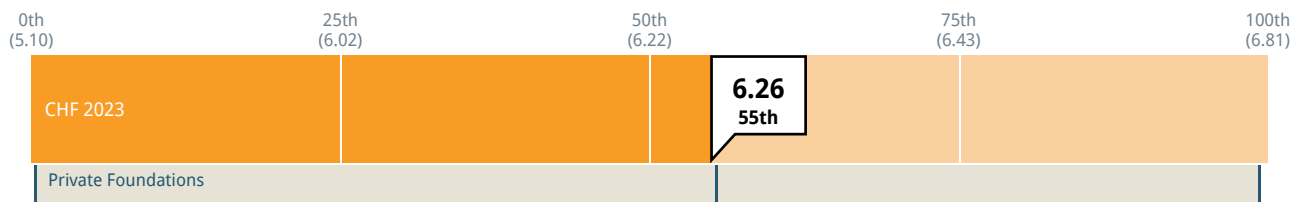
1 = Strongly disagree 4 = Neither agree nor disagree 7 = Strongly agree



Cohort: Private Foundations Past results: on Subgroup: None

Overall, most staff I have interacted with at the Foundation embody a strong commitment to racial justice

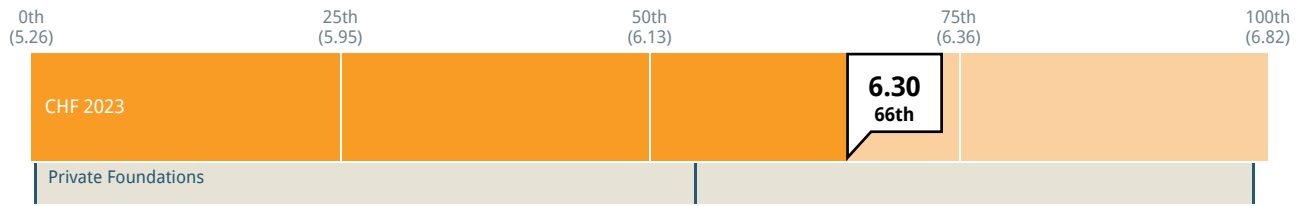
1 = Strongly disagree 4 = Neither agree nor disagree 7 = Strongly agree



Cohort: Private Foundations Past results: on Subgroup: None

I believe that the Foundation is committed to combatting racism

1 = Strongly disagree 4 = Neither agree nor disagree 7 = Strongly agree




Cohort: Private Foundations Past results: on Subgroup: None

Grant Processes

Did you submit an application to the Foundation for this grant?

Submitted an application Did not submit an application



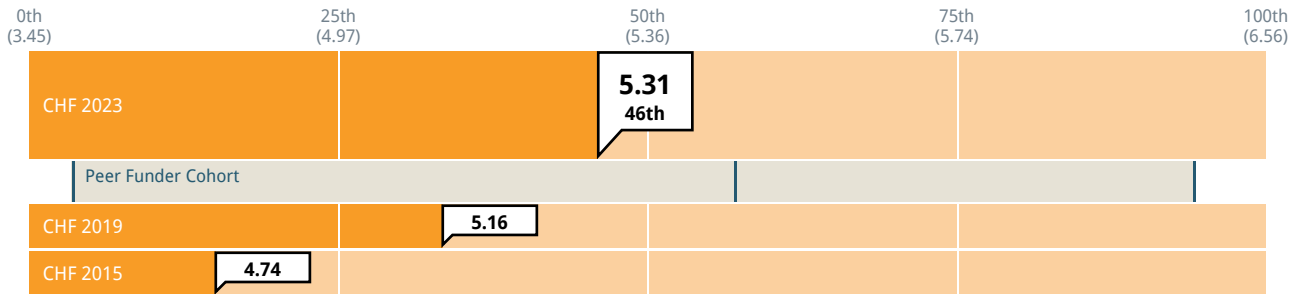
Cohort: Peer Funder Cohort Past results: on

Selection Process

Please note that CEP modified the following question in 2022. The prior question text was: "How helpful was participating in the Foundation's selection process in strengthening the organization/program funded by the grant?" The corresponding anchors were "not at all helpful" and "extremely helpful."

To what extent was the Foundation's review process a helpful opportunity to strengthen the efforts funded by the grant?

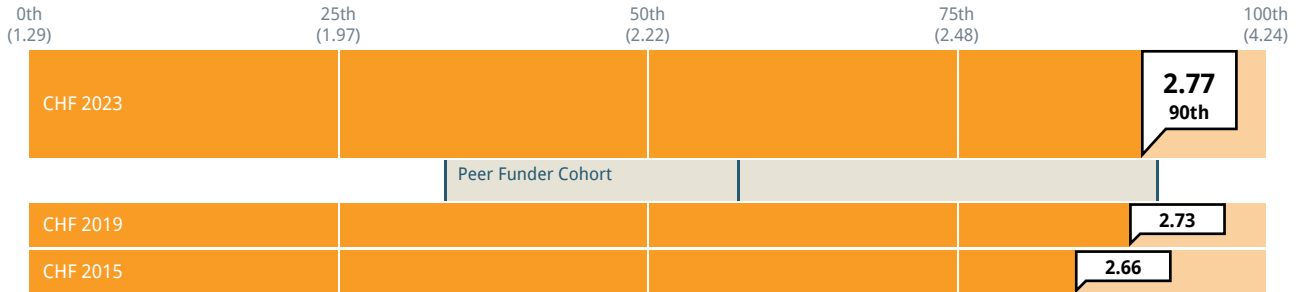
1 = Not at all 7 = To a great extent



Cohort: Peer Funder Cohort Past results: on Subgroup: None

As you developed your grant application, how much pressure did you feel to modify your organization's priorities in order to create a grant application that was likely to receive funding?

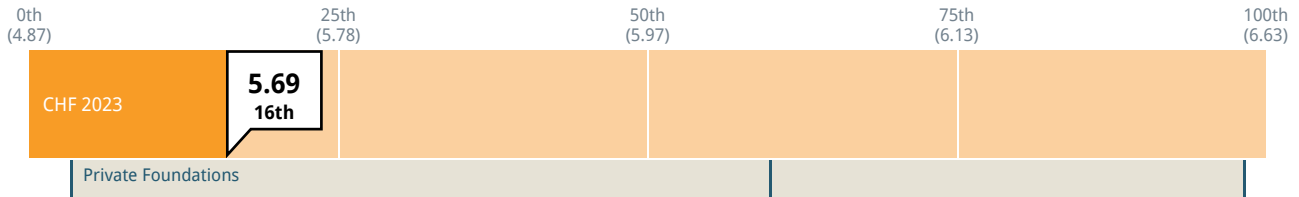
1 = No pressure 7 = Significant pressure



Cohort: Peer Funder Cohort Past results: on Subgroup: None

To what extent was the Foundation's review process an appropriate level of effort given the amount of funding received?

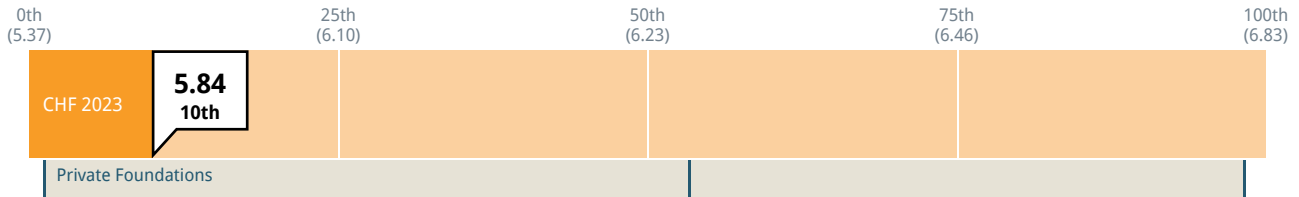
1 = Not at all 7 = To a great extent



Cohort: Private Foundations Past results: on Subgroup: None

To what extent was the Foundation clear and transparent about the review process requirements and timelines?

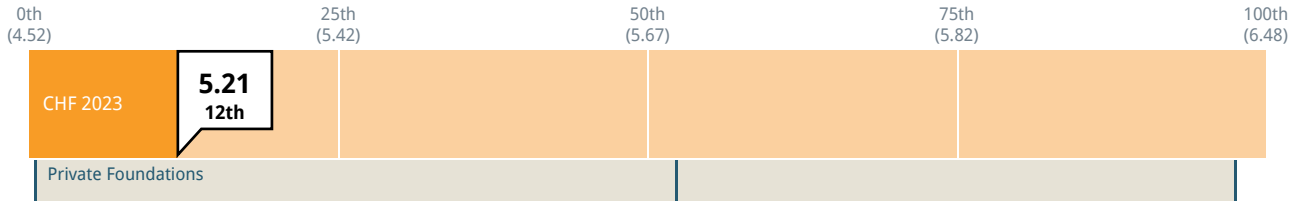
1 = Not at all 7 = To a great extent



Cohort: Private Foundations Past results: on Subgroup: None

To what extent was the Foundation clear and transparent about the criteria the Foundation uses to decide whether an application would be funded or declined?

1 = Not at all 7 = To a great extent



Cohort: Private Foundations Past results: on Subgroup: None

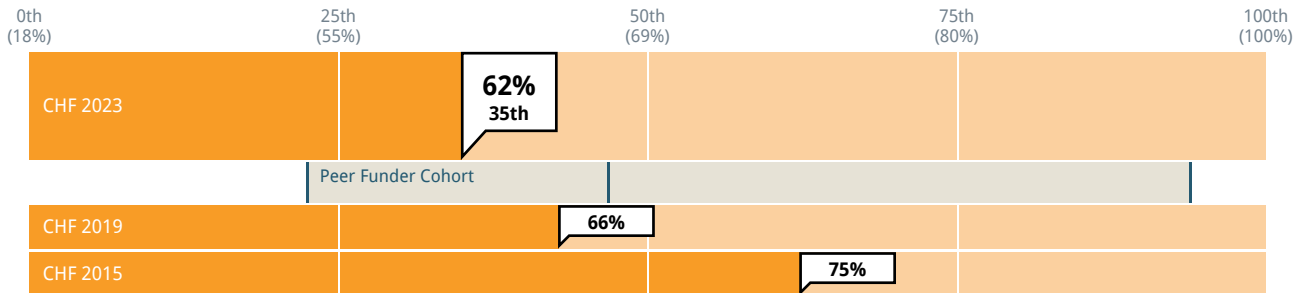
Reporting and Evaluation Process

Definition of Reporting and Evaluation

- "Reporting" - CHF's standard oversight, monitoring, and grant reporting.
- "Evaluation" - formal activities *beyond reporting* undertaken by CHF to assess or learn about a grant, a program, or CHF's efforts.

At any point during the application or the grant period, did the Foundation and your organization exchange ideas regarding how your organization would assess the results of the work funded by this grant?


Proportion of grantees responding 'Yes'



Cohort: Peer Funder Cohort Past results: on Subgroup: None

Participation in Reporting and/or Evaluation Processes

- Participated in a reporting process only
- Participated in an evaluation process only
- Participated in both a reporting and an evaluation process
- Participated in neither a reporting nor an evaluation process



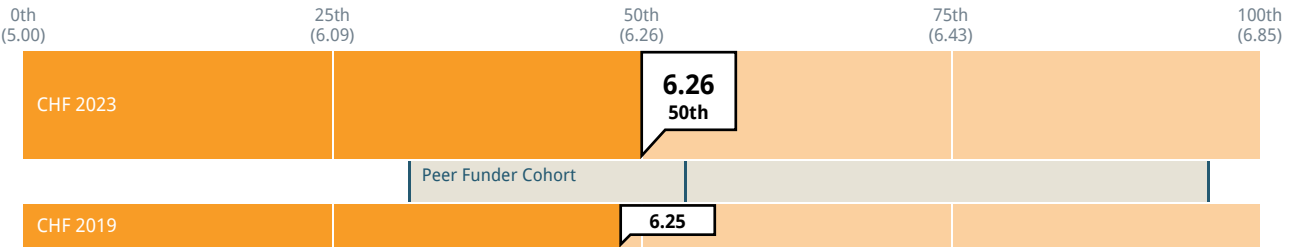
Cohort: Peer Funder Cohort Past results: on

Reporting Process

The following questions were only asked of grantees that indicated having participated in a reporting process. See the "Reporting and Evaluation Process" page for data on the proportion of grantees participating in this process.

To what extent was the Foundation's reporting process straightforward?

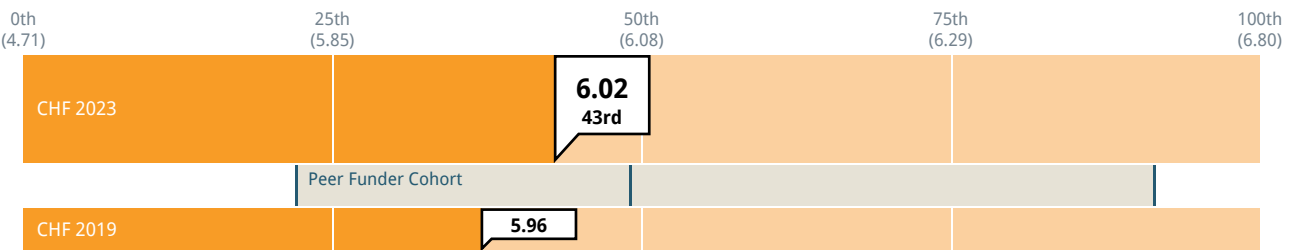
1 = Not at all 7 = To a great extent



Cohort: Peer Funder Cohort Past results: on Subgroup: None

To what extent was the Foundation's reporting process adaptable, if necessary, to fit your circumstances?

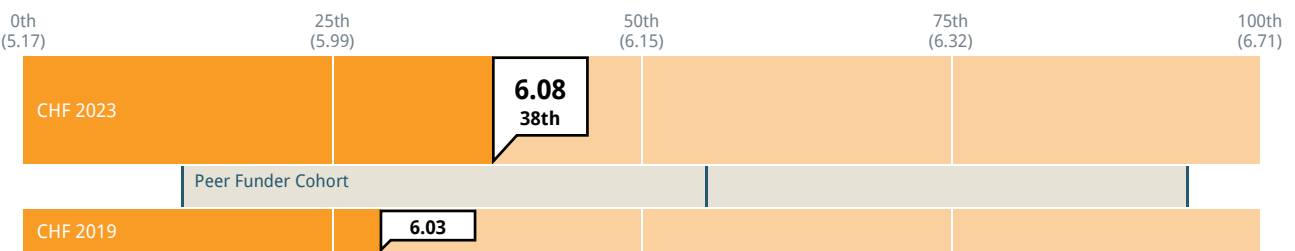
1 = Not at all 7 = To a great extent



Cohort: Peer Funder Cohort Past results: on Subgroup: None

To what extent was the Foundation's reporting process relevant, with questions and measures pertinent to the work funded by this grant?

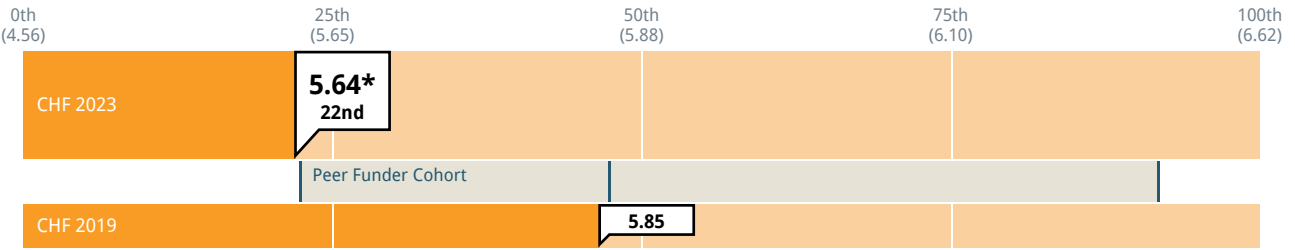
1 = Not at all 7 = To a great extent



Cohort: Peer Funder Cohort Past results: on Subgroup: None

To what extent was the Foundation's reporting process a helpful opportunity for you to reflect and learn?

1 = Not at all 7 = To a great extent



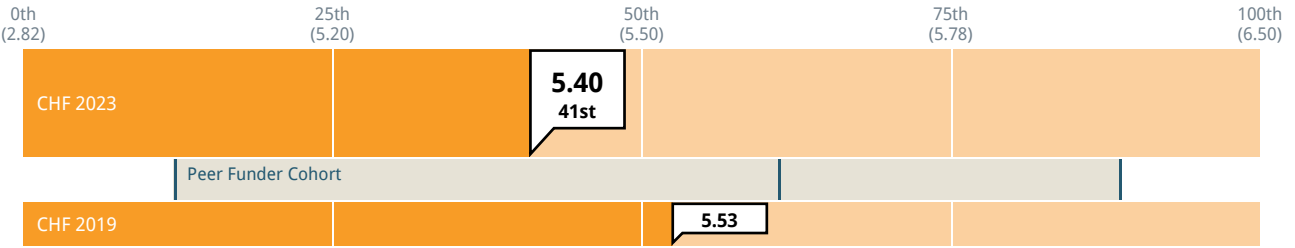
Cohort: Peer Funder Cohort Past results: on Subgroup: None

Evaluation Process

The following questions were only asked of grantees that indicated having participated in an evaluation process. See the "Reporting and Evaluation Process" page for data on the proportion of grantees participating in this process.

To what extent did the evaluation incorporate input from your organization in the design of the evaluation?

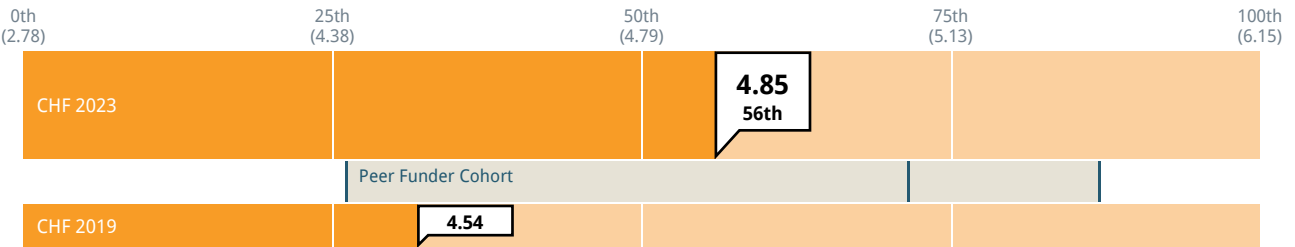
1 = Not at all 7 = To a great extent



Cohort: Peer Funder Cohort Past results: on Subgroup: None

To what extent did the evaluation result in your organization making changes to the work that was evaluated?

1 = Not at all 7 = To a great extent

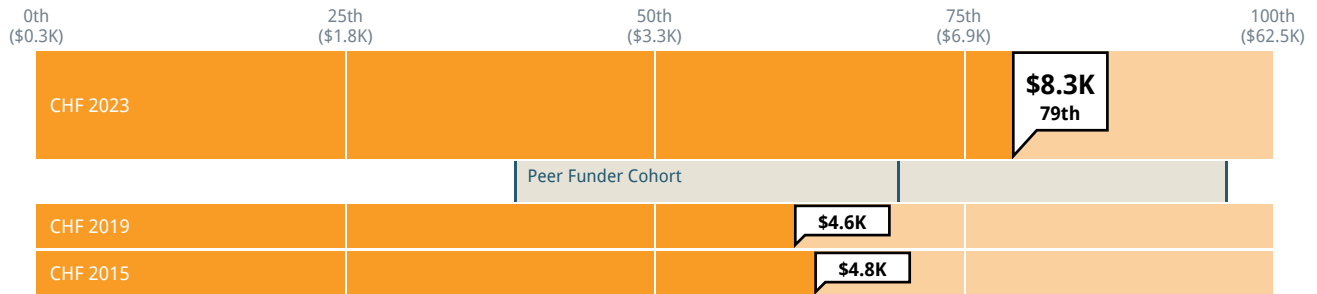


Cohort: Peer Funder Cohort Past results: on Subgroup: None

Dollar Return and Time Spent on Processes

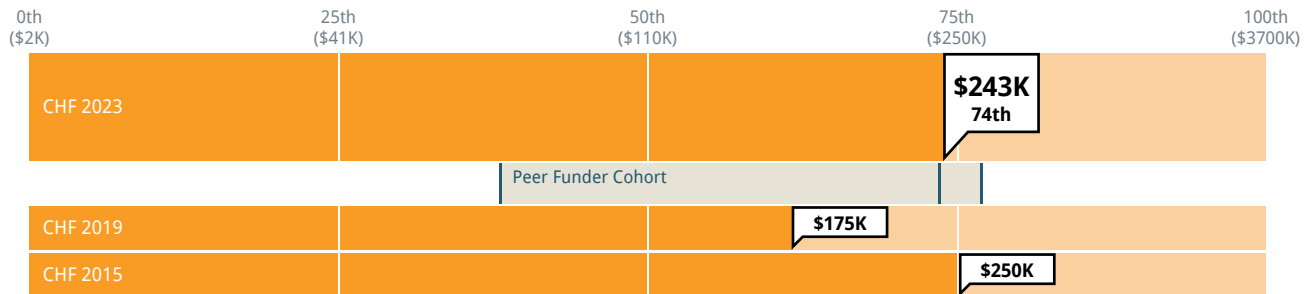
Dollar Return: Median grant dollars awarded per process hour required

Includes total grant dollars awarded and total time necessary to fulfill the requirements over the lifetime of the grant



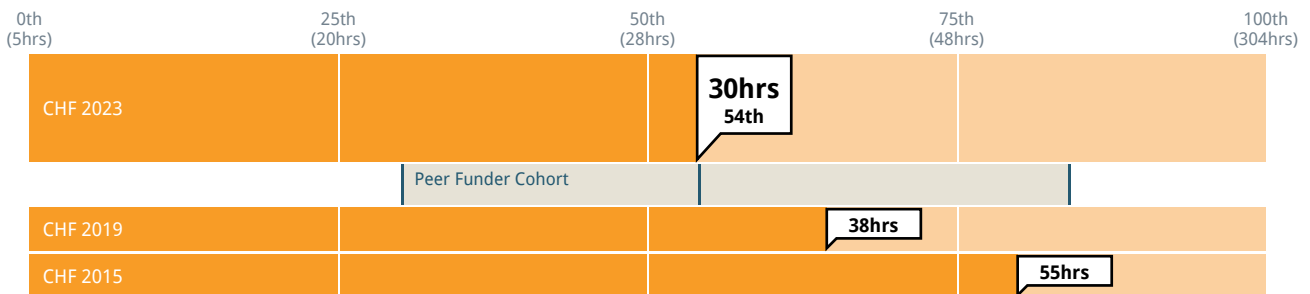
Cohort: Peer Funder Cohort Past results: on Subgroup: None

Median Grant Size



Cohort: Peer Funder Cohort Past results: on Subgroup: None

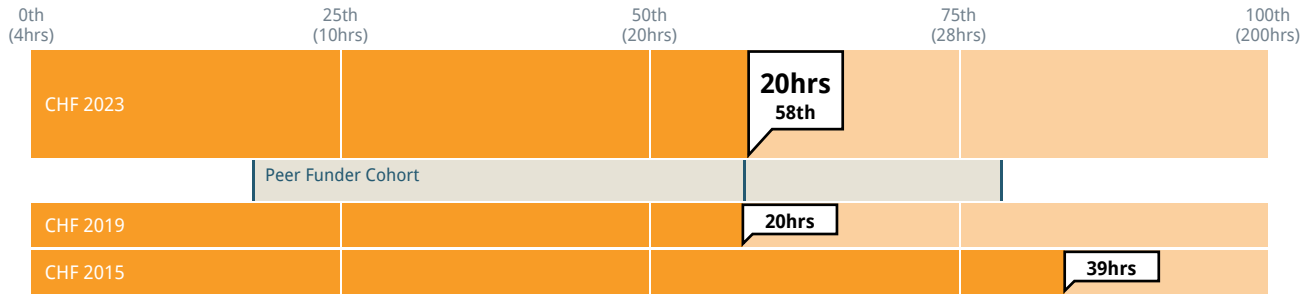
Median hours spent by grantees on funder requirements over grant lifetime



Cohort: Peer Funder Cohort Past results: on Subgroup: None

Time Spent on Selection Process

Median Hours Spent on Proposal and Review Process



Cohort: Peer Funder Cohort Past results: on Subgroup: None

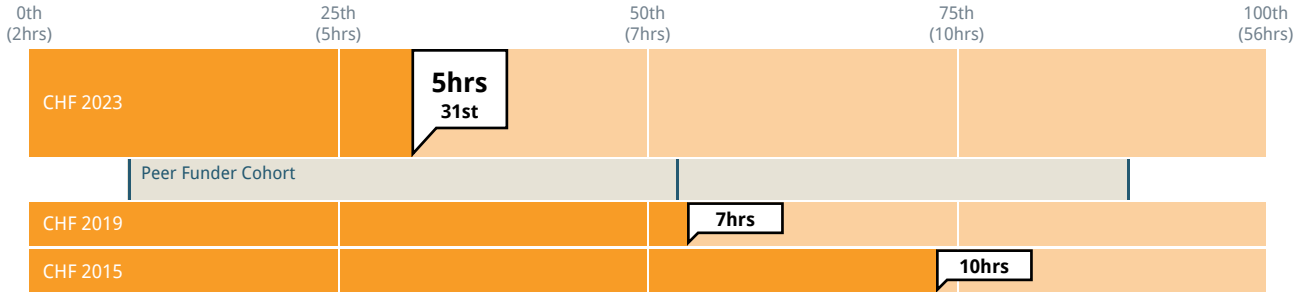
Selected Cohort: Peer Funder Cohort					
Time Spent On Proposal and Review Process	CHF 2023	CHF 2019	CHF 2015	Average Funder	Peer Funder Cohort
1 to 9 hours	20%	12%	5%	26%	22%
10 to 19 hours	28%	25%	19%	22%	23%
20 to 29 hours	18%	21%	15%	16%	18%
30 to 39 hours	11%	9%	11%	7%	8%
40 to 49 hours	14%	16%	17%	10%	14%
50 to 99 hours	8%	12%	19%	10%	10%
100 to 199 hours	1%	4%	11%	5%	4%
200+ hours	0%	1%	3%	3%	1%

Selected Subgroup: None

Time Spent On Proposal and Review Process (By Subgroup)
1 to 9 hours
10 to 19 hours
20 to 29 hours
30 to 39 hours
40 to 49 hours
50 to 99 hours
100 to 199 hours
200+ hours

Time Spent on Reporting and Evaluation Process

Median Hours Spent on Monitoring, Reporting and Evaluation Process Per Year



Cohort: Peer Funder Cohort Past results: on Subgroup: None

Selected Cohort: Peer Funder Cohort					
Time Spent On Monitoring, Reporting, And Evaluation Process (Annualized)	CHF 2023	CHF 2019	CHF 2015	Average Funder	Peer Funder Cohort
1 to 9 hours	69%	57%	42%	57%	59%
10 to 19 hours	16%	22%	24%	19%	16%
20 to 29 hours	7%	8%	11%	9%	11%
30 to 39 hours	2%	3%	5%	3%	4%
40 to 49 hours	1%	3%	3%	3%	2%
50 to 99 hours	3%	5%	7%	4%	4%
100+ hours	2%	2%	7%	4%	4%

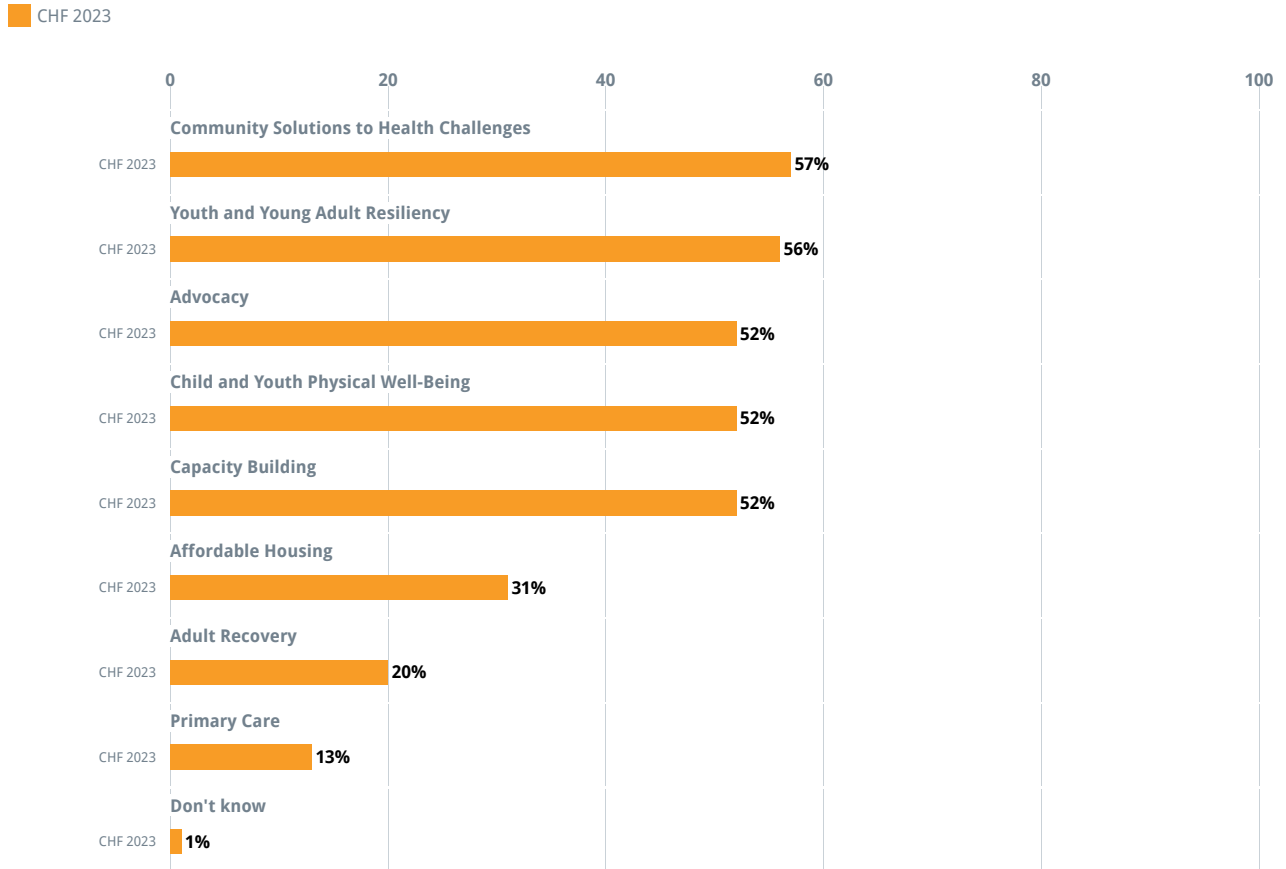
Selected Subgroup: None	
Time Spent On Monitoring, Reporting, And Evaluation Process (Annualized) (By Subgroup)	
1 to 9 hours	
10 to 19 hours	
20 to 29 hours	
30 to 39 hours	
40 to 49 hours	
50 to 99 hours	
100+ hours	

Customized Questions

CEP included a series of CHF-specific customized questions in the Foundation's grantee survey. The following pages outline grantee responses to those questions.

Grantee Priority Areas

In which of the Foundation's priority areas below does your organization currently offer programs or services?



Cohort: None Past results: on

Foundation Strategy

Please rate the extent to which you agree or disagree with the following statements about The Colorado Health Foundation:

1 = Strongly disagree 4 = Neither agree nor disagree 7 = Strongly agree

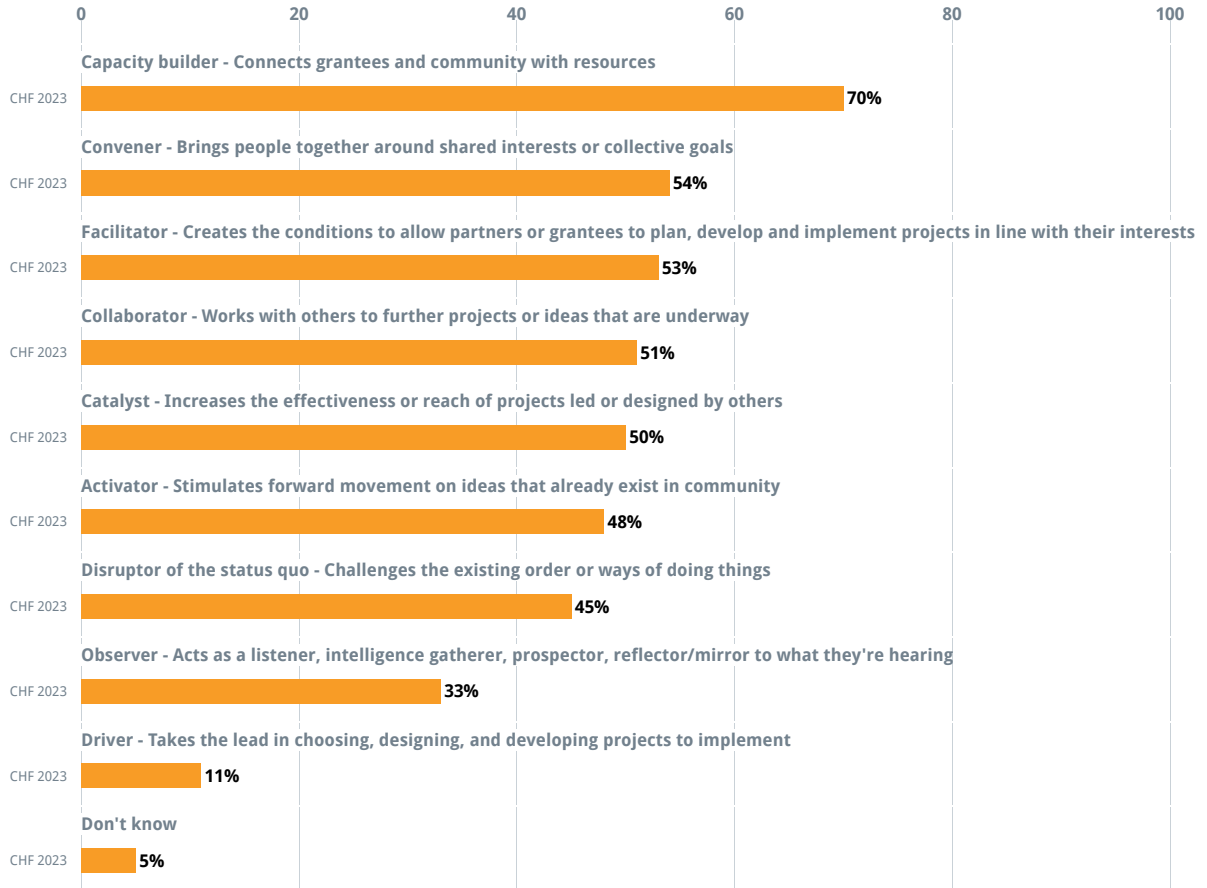
CHF 2023



Cohort: None Past results: on

Which of the following roles would you like to see the Foundation focus on more?

CHF 2023



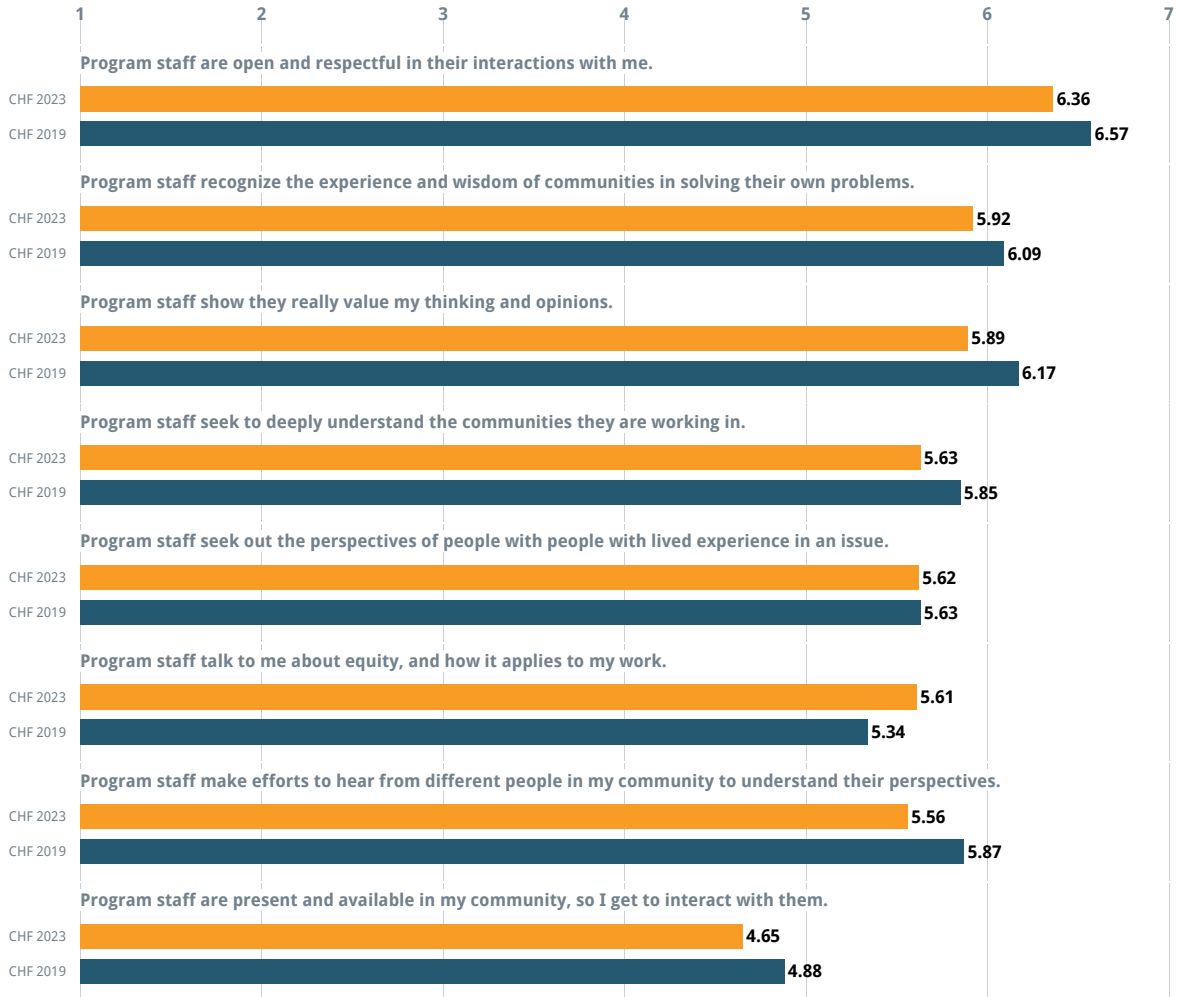
Cohort: None Past results: on

Interactions with Grantees

When you think about the program staff you've engaged with at The Colorado Health Foundation, to what extent do you agree or disagree with the following statements:

1 = Strongly disagree 4 = Neither agree nor disagree 7 = Strongly agree

CHF 2023 CHF 2019



Cohort: None Past results: on

Has your main contact at the Foundation changed in the past 18 months ?

Yes No



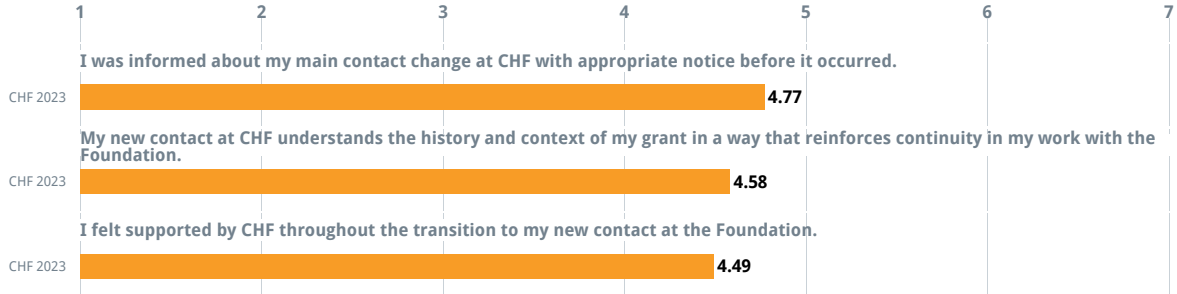
Cohort: None Past results: on

The following question was only shown to grantees who reported experiencing a contact change at the Foundation in the past 18 months.

Please rate the extent to which you agree or disagree with the following statements about how you felt during that transition:

1 = Strongly disagree 4 = Neither agree nor disagree 7 = Strongly agree

CHF 2023



Cohort: None Past results: on

Grantmaking Processes

How strongly do you agree or disagree with the following statements concerning the Foundation's online grants portal?

1 = Strongly disagree 4 = Neither agree nor disagree 7 = Strongly agree

CHF 2023

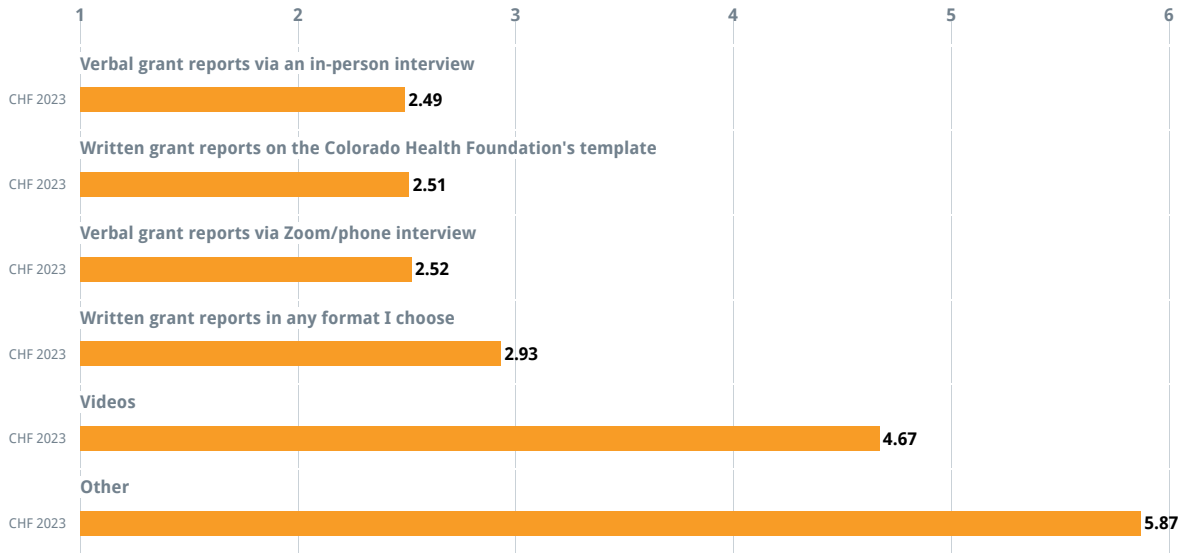


Cohort: None Past results: on

Please rank the following types of grant reporting in order of your preference.

1 = Most preferred 7 = Least preferred

CHF 2023



Cohort: None Past results: on

The widespread accessibility of Artificial Intelligence (AI) tools like ChatGPT is changing how people approach writing, including grantwriting. How has your organization used AI tools to write grant applications?

- We have never considered using AI tools to write a grant application
- We have considered using AI tools to write a grant application, but we have not yet done so
- We have experimented with having AI tools generate portions of a grant application without providing it any written materials to build off of
- We have experimented with having AI tools generate portions of a grant application using text from previous grant applications we have written
- We have fully embraced AI tools to generate an entire (or nearly entire) grant application
- Don't know



Cohort: None Past results: on

Grantees' Written Comments

In the Foundation's Grantee Perception Report survey, CEP asks three written questions:

1. "Please comment on the quality of the Foundation's processes, interactions, and communications."
2. "Thinking beyond the grant you received, please comment on how the Foundation influences your field, community, or organization."
3. "What specific improvements would you suggest that would make the Foundation a better funder?"

To download the full set of grantee comments and suggestions, please refer to the Attachments in the "Report Overview" section of your report. Please note that some comments may be redacted or removed to protect the confidentiality of respondents.

CEP's Qualitative Analysis

CEP thoroughly reviews each comment submitted and conducts comprehensive qualitative analysis on two of these questions in the GPR.

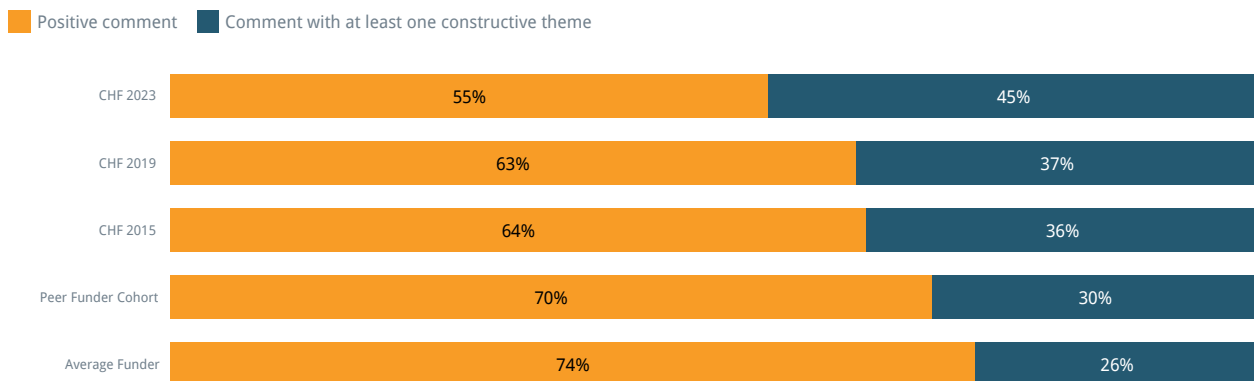
The following pages outline the results of CEP's analyses.

Quality of Processes, Interactions and Communications

Grantees were asked to comment on the quality of the Foundation's processes, interactions, and communications. Their comments were then categorized by the nature of their content, specifically whether the content is positive, neutral or constructive.

For a comment to be categorized as constructive, there must have been at least one constructive topic in its content.

Positivity of Comments about the Quality of the Foundation's Processes, Interactions, and Communications



Cohort: Peer Funder Cohort Past results: on

Suggestion Topics

Grantees were asked to provide any suggestions for how the Foundation could improve. The 449 grantees that responded to the survey provided 339 constructive suggestions. These suggestions were thematically categorized by CEP and grouped into the topics below.

Proportion of Grantee Suggestions by Topic

Topic of Suggestion	Proportion
Interactions with Grantees	23%
Foundation Communications	15%
Grantmaking Processes	14%
Diversity, Equity, and Inclusion	14%
Grant Characteristics	12%

Topic of Suggestion	Proportion
Non-Monetary Support	9%
Grantee Communities and Fields	8%
Grantee Organizations	4%
Other	1%

Selected Suggestions

Grantees were asked to provide any suggestions for how the Foundation could improve. The 449 grantees that responded to the survey provided a total of 339 distinct suggestions. These suggestions were thematically categorized by CEP and grouped into the topics below.

Interactions with Grantees (23% N=79)

- Increased Frequency of Interactions (N = 33)
 - "We would love to have a bit more frequent communication with our program officer."
 - "Perhaps staffing at the right level so that program officers can schedule 1:1s with grantees on a regular basis (at least twice per year)."
 - "More ongoing conversations during the grant period would probably help the relationship."
- Site Visits (N = 21)
 - "I think site visits show an interest in who one funds."
 - "I would like to see project managers attend some of our events that are funded by CHF."
 - "More site visits to meet the people of the community the Foundation services."
- Responsiveness (N = 12)
 - "Be more responsive to email and overall communication. Over the last year, I have emailed program officers and both times I did not receive a response."
 - "Better response time on questions or concerns."
- Contact Change (N = 10)
 - "I think staff turnover has been a huge problem for the Foundation. We've had so many different project officers who have very little understanding of our grant, our organization, and the work we are doing."
 - "In my opinion, recent staffing changes have negatively impacted the Foundations mission in that program officers were spread too thin."
- Other Suggestions (N = 3)

Foundation Communications (15% N=51)

- Communication Clarity (N = 26)
 - "More opportunities to learn about the direction of the foundation, particularly coming out of its strategic planning process, like a fireside chat with the CEO or portfolio directors, would be much appreciated."
 - "I appreciate the consistent communication I get from The Colorado Health Foundation via newsletter and would love to see a newsletter that delves into your priorities so I can understand which of our many programs best align with your goals."
 - "More clarity about funding opportunities and the projects it funds."
- Communications About CHF's Impact (N = 11)
 - "The Foundation seems to struggle with consistently highlighting its grantees/community partners that most directly align with its strategic goals and/or desired impact through consistent social media, newsletter, E-blast, etc."
 - "Perhaps sharing in quarterly updates what they are doing to combat issues in the community that impact the organizations they fund."
- Openness to Grantee Ideas (N = 10)
 - "I wish the foundation was more open to embracing new ideas and new project supports. Often some new ideas come from grassroots organizations that don't have much resources but have a potential for future impacts in the community."
 - "I think the development of focus groups of the constituents on the community who are most affected by the lack of equity and access that CHF work to improve would be very beneficial on an regular basis."
- Communication Consistency (N = 3)
 - "Consistency in what the Foundation will fund or not."
- Other Suggestions (N = 1)

Grantmaking Processes (14% N=48)

- Clarity and Funding Criteria (N = 20)
 - "Having more clarity/transparency in the types of organizations, age groups, programming, etc. that the funding opportunity is looking for."
 - "The only thing I would ask is more understanding of the review process and scoring when applications are not funded, and feedback on what would make an application or program a stronger fit for funding."
 - "Clearer process for what is okay to do within the planning grants and also more examples of how their funding can be utilized."
- Process Streamlining (N = 15)
 - "The original application was time-consuming and some information was hard to gather, so any opportunity to simplify (where it makes sense) is always appreciated."
 - "A simpler application, budgeting, and reporting process is always appreciated."
- Process Adaptability (N = 11)
 - "CHF is a great funder. My only suggestion is to create a reporting process that is designed for small, grassroots organizations that do not have a grant writer or fundraiser on staff."
 - "Consider moving to interviews for reporting purposes."
- Other Suggestions (N = 2)

Diversity, Equity, and Inclusion (14% N=46)

- CHF's DEI Funding Strategy (N = 35)
 - "There is good work to do advancing health equity in our state and systems that does not explicitly look only like racial justice work. I hope that the Foundation will expand it's laser focus so that we don't lose some of the progress we've made over the last 10 years on things like health coverage."
 - "Your commitment to racial justice is important, but when your funding priorities eliminate or exclude worthwhile projects for poor people who are not persons of color, I question what is being accomplished."
 - "It seems that the Foundation's funding priorities have shifted/narrowed to the point that they have excluded a large segment of the population. For organizations that must serve a broader population, it is often difficult to identify a way to segregate the populations served to fit within the Foundation's funding priorities."
- Foundation Staff Diversity (N = 6)
 - "More employees for the foundation who were born and raised in the community in which the foundation intends to serve."
- DEI in the Grantmaking Process (N = 4)
 - "To support greater equity I would recommend the Foundation consider developing a process to make grant applications anonymous in the review process and "scrubbed" of identifying information on the applying organization."
- Other Suggestions (N = 1)

Grant Characteristics (12% N=41)

- Increase Flexibility in Grant Types (N = 16)
 - "The foundation providing general operating rather than program funds would greatly benefit the work we do and allow us the time and flexibility to serve our participants in a more holistic and sustainable way."
 - "More opportunities to receive general operating support would be helpful."
- Increase Grant Length (N = 13)
 - "Three year granting cycles would help. Two year is very helpful and appreciated but three year would create even more stability."
 - "Consistency of support for long term work is most important. We have long term commitments that require us to persist, and we need the support of the Foundation to get there, without cutbacks in funding."
- Increase Grant Size (N = 11)
 - "The need for funding far exceeds the amount of funding available."
 - "Seven figure funding that sustains organizations, their work and their promise."
- Other Suggestions (N = 1)

Non-Monetary Support (9% N=29)

- Convening Grantees (N = 15)
 - "I would like to see more monthly workshops, networking events and grantee sharing so we might partner."
 - "Please offer more opportunities and interaction with our region's nonprofit partners."
- Capacity-Building Support (N = 11)
 - "I think the Foundation could provide more capacity-building and strategic planning assistance to grantees."

- "For construction grants it would be helpful to have a consultation with an experienced architect."
- Assistance Securing Additional Funding (N = 2)
 - "More support to help nonprofits connect with funding sources. It's tough to connect with funders while also managing the projects."
- Other Suggestions (N = 1)

Grantee Communities and Fields (8% N=28)

- Change in Funding Orientation (N = 15)
 - "The lack of school-based programming is an issue, as this is where youth spend the majority of their time 9 months out of the year."
 - "Establishing a stronger, consistent presence outside of the front range / metro area."
- Understanding of Grantee Communities (N = 13)
 - "I would ask that the Foundation diversify from whom and how it gets information on rural settings. The Foundation has limited from whom and how input on rural issues is addressed and those limitations are negatively impacting communities of color that function outside the issues."
 - "Actually understanding the people who are being served and the communities as a whole. Not relying on one or two experts within the area who claim to be the speaker for the community."

Grantee Organizations (4% N=13)

- Change in Funding Orientation (N = 6)
 - "Broader funding strategies to allow for different types of orgs to be funded in their general programming."
- Understanding of Grantee Organizations (N = 6)
 - "A return to having program officers who are focused on specific areas and are invested in learning about the organizations that apply."
- Other Suggestions (N = 1)

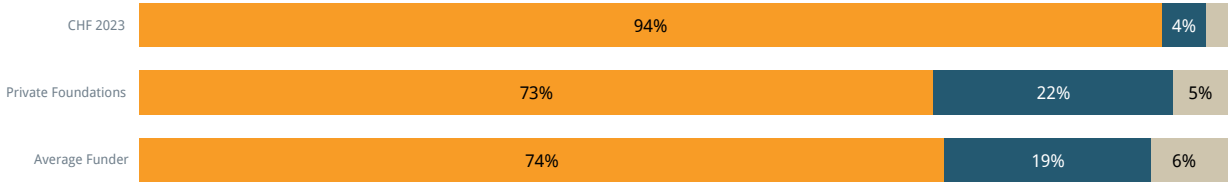
Other (1% N=4)

- Foundation Strategy (N = 3)
 - "Increase the percentage of funds it's required to give out annually."
- Other Suggestions (N = 1)

Respondents and Communities Served

Are the efforts funded by this grant primarily meant to benefit historically disadvantaged groups?

Yes No Don't know

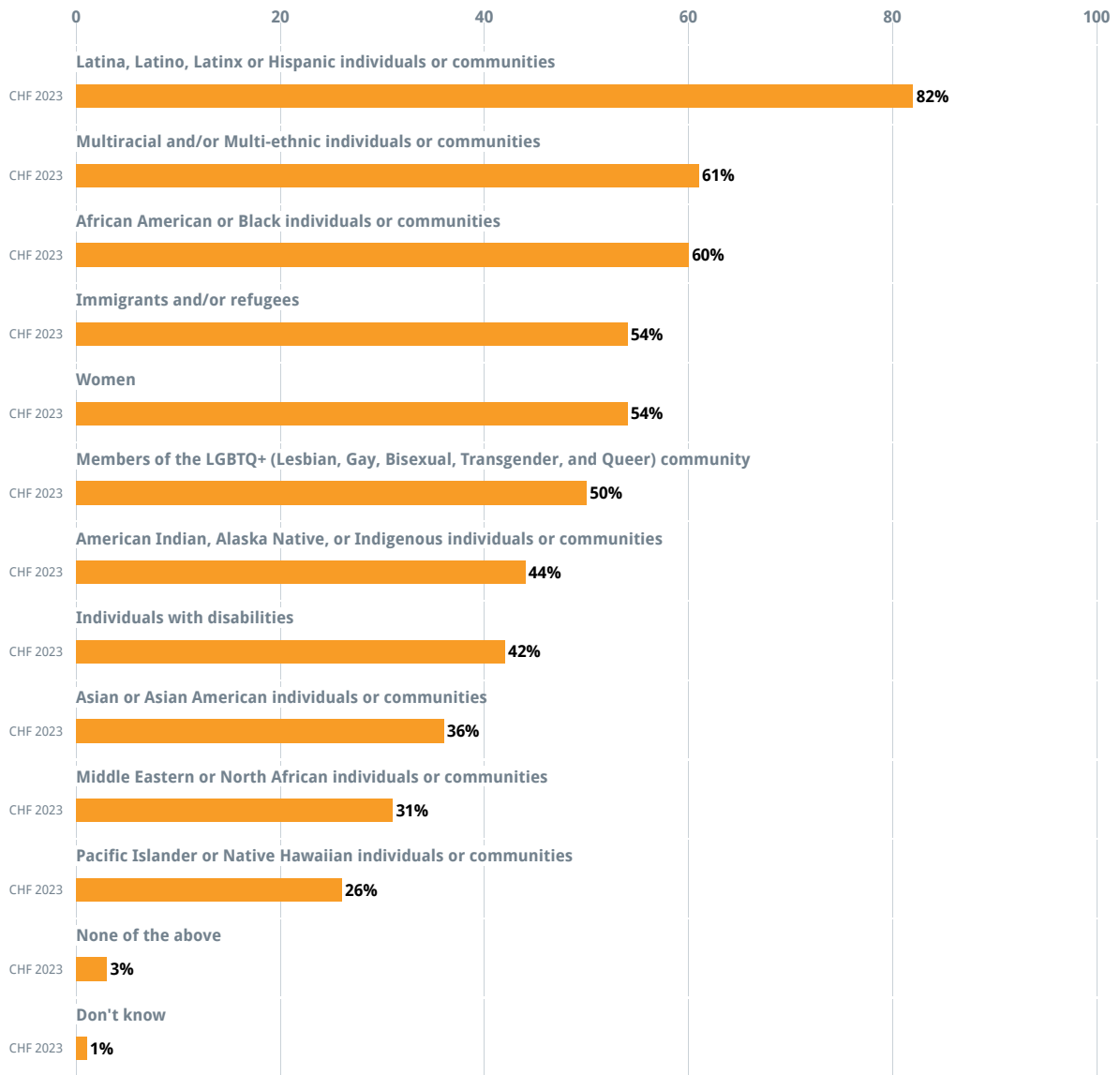


Cohort: Private Foundations Past results: on

The following question is asked only of U.S.-based grantees who answered "yes" to the question "Are the efforts funded by this grant primarily meant to benefit historically disadvantaged groups?"

Specifically, are any of the following populations the primary intended people and/or communities served by the efforts funded by this grant?

CHF 2023



Cohort: None Past results: on

Respondent Demographics

Note: Demographic questions related to grantees' POC and racial/ethnic identity are only asked of respondents in the United States.

Survey language and response options for questions about race and ethnicity are guided by best practices shared by National Institutes of Health, Pew Research Center, Psi Chi Journal of Psychological Research, and the US Census Bureau.

Survey language and response options for questions about gender and LGBTQ+ identity are guided by best practices shared by Funders For LGBTQ Issues, HRC Foundation's Welcoming Schools, and the Williams Institute of the University of California – Los Angeles School of Law.

Survey respondents are asked to share their gender identities in a check-all-that-apply question. Each chart has the option of showing the average ratings of respondents who selected only "man," only "woman," multiple gender identities, "gender non-conforming or non-binary," "prefer to self-identify," and "prefer not to say" - as long as that response option had at least 10 respondents.

Differences in Ratings by Respondent Demographics

It is CEP's standard practice to analyze responses for differences by the following demographics characteristics:

Person of Color Identity:

- While no group consistently rates significantly higher or lower when grantees are segmented by their person of color identity, respondents who identify as a person of color rate significantly *higher* than those who do not for perceptions of the Foundation's:
 - Impact on their local communities,
 - Impact on their fields,
 - Impact on their organizations,
 - Openness to ideas from grantees, and
 - Helpfulness of the selection process.
- In addition, respondents who identify as a person of color rate significantly *lower* for their agreement that:
 - The Foundation has clearly communicated what racial justice means for its work
 - The Foundation demonstrates an explicit commitment to racial justice in its work
 - Foundation staff embody a strong commitment to racial justice
 - They believe the Foundation is committed to combatting racism

Respondent Gender:

- Ratings from respondents who identify exclusively as men are significantly *higher* than respondents who identify exclusively as women for many measures, including:
 - The Foundation's understanding of their local communities, contextual factors affecting their work, and challenges their organizations are facing,
 - The extent to which CHF's funding priorities reflect an understanding of the needs of the people and communities grantees serve,
 - Their comfort approaching the Foundation, responsiveness of staff, and respect during interactions.
 - Their agreement that CHF program staff show they value grantee thinking, make efforts to hear from different people in grantee communities, and are present and available in these communities,
 - Their comfort discussing the implications of race in their organization's or the Foundation's work,
 - Their agreement on several statements related to contact changes: that they were informed about this change with appropriate notice before it occurred, that they felt supported during their contact transition, and that their new contact understands the history and context of their grant in a way that reinforces continuity in their work with the Foundation, and
 - The helpfulness of the selection process and the extent to which this process was an appropriate level of effort given the amount of funding grantees received.
- Grantees who identify as women were significantly *more likely* to report they only interact with their contact at the Foundation yearly or less often and were significantly *less likely* to report discussing how their grant would be assessed with the Foundation.

Transgender Identity:

- There are too few respondents to analyze results by transgender identity.

LGBTQ+ Identity:

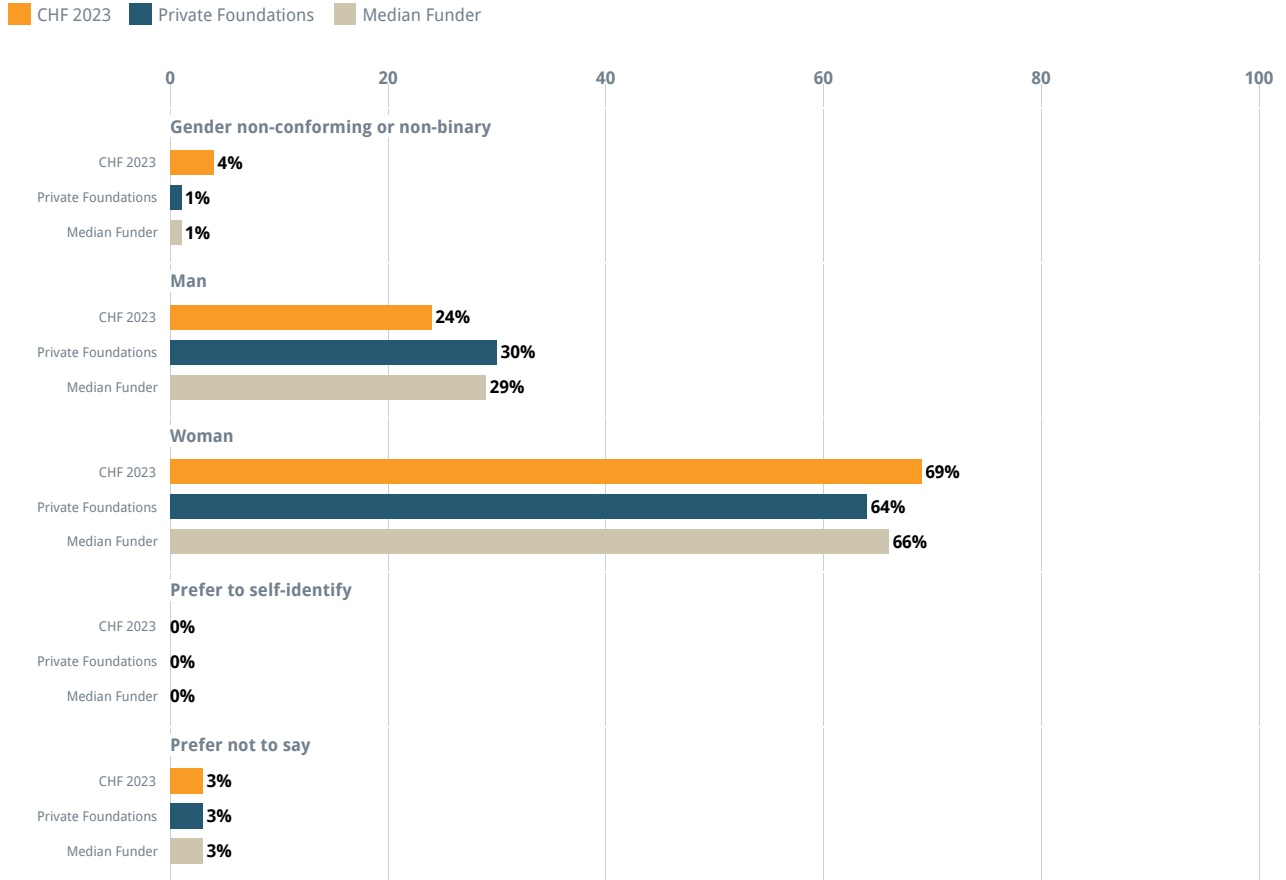
- Ratings from respondents who identify as LGBTQ+ are significantly *lower* than respondents who do not identify as LGBTQ+ for many measures, including:
 - Their agreement that the Foundation's influence is resulting in the adoption of more just policies and practices at the state level,
 - The Foundation's understanding of grantees' fields, communities, contextual factors affecting grantees' work, and the needs of the people and communities grantees serve,
 - The extent to which CHF's funding priorities reflect an understanding of the needs of the people and communities grantees serve,
 - Their agreement that the non-monetary support they received met an important need for their organizations/programs and strengthened their organizations/programs,
 - Their comfort approaching the Foundation and responsiveness of staff.
 - Their agreement that staff are present in grantees' communities,
 - The Foundation's transparency, openness to grantee ideas, and candor,
 - The helpfulness of the selection process, and the clarity and transparency of its requirements and timelines,
 - The straightforwardness, relevance, and helpfulness of the reporting process,
 - The extent to which the evaluation process resulted in grantees making changes to the work that was evaluated,
 - Measures related to the Foundation's grant portal
- Grantees who identify as LGBTQ+ are significantly *more likely* to report most of their interactions with the Foundation were initiated by them, rather than their Foundation contacts or reciprocally.

Disability Identity:

- Ratings from grantees who have a disability are significantly *lower* than grantees who do not have a disability for many measures, including:
 - Their agreement that the Foundation's influence is resulting in the adoption of more just policies and practices at the state level,
 - The Foundation's understanding of grantees' communities, goals and strategy, the contextual factors affecting their work, the challenges their organizations face, and the needs of the people and communities they serve,
 - Their agreement that the Foundation takes into account perspectives from the community in shaping its work,
 - Their agreement that the non-monetary support they received met an important need for their organization/program.
 - Their comfort approaching the Foundation and agreement that program staff value their thinking and opinions,

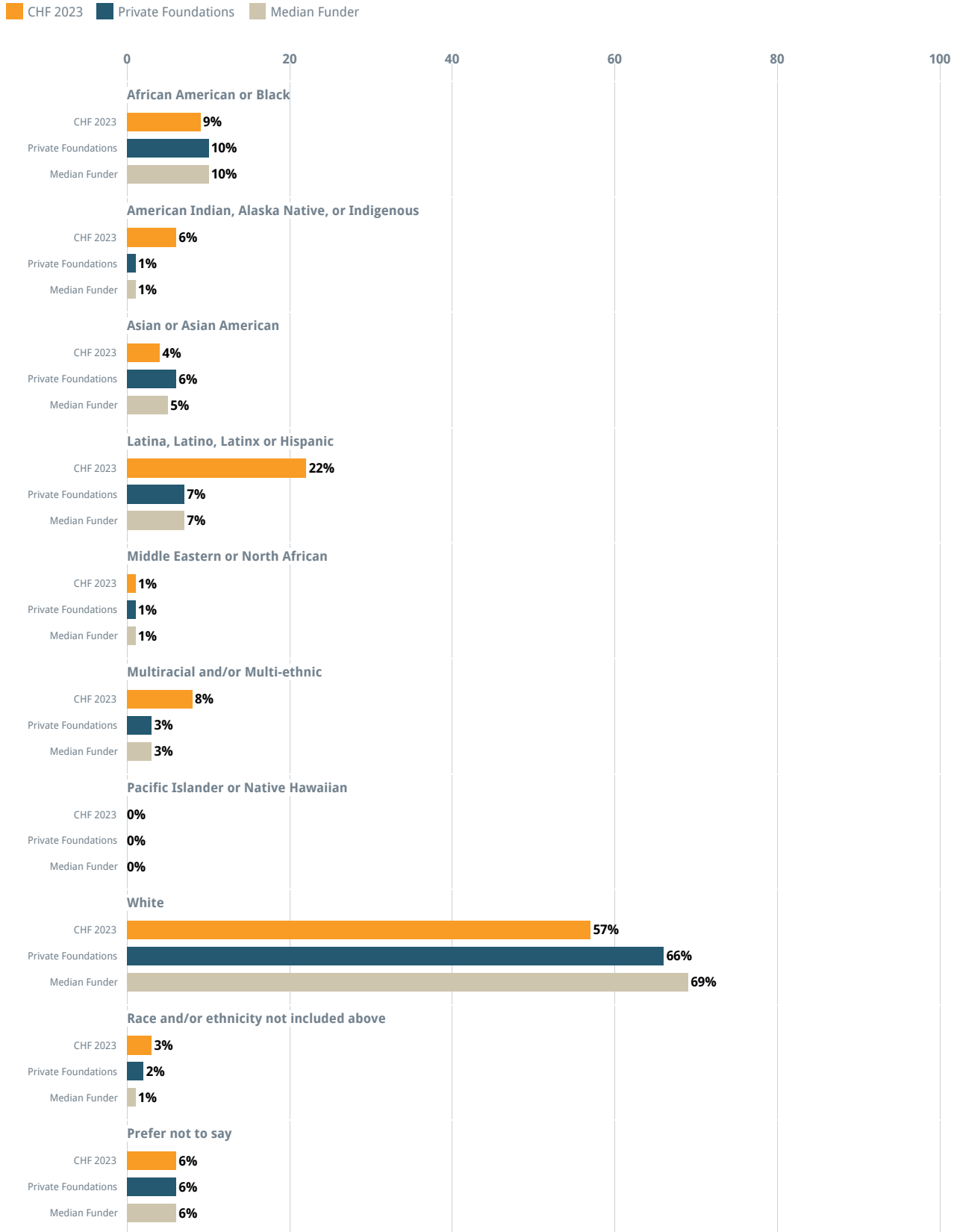
- The extent to which CHF demonstrates trust in grantees, candor about its perspectives, and compassion for those affected by grantees' work,
- Their comfort discussing the implications of race in their organization's or the Foundation's work,
- Their agreement on a few statements related to contact change: that they felt supported by CHF throughout this transition and that their new contact understands the history and context of their grant in a way that reinforces continuity in their work with the Foundation,
- The straightforwardness and relevance of CHF's reporting process
- Their agreement that the online grant portal was easy to use and navigate, and that the instructions provided on the grant portal were clear.

Please select the option that represents how you describe yourself:



Cohort: Private Foundations Past results: on

How would you describe your race and/or ethnicity?



Cohort: Private Foundations Past results: on

Selected Cohort: None			
Do you identify as a person of color?	CHF 2023	CHF 2019	Average Funder
Yes	34%	16%	25%
No	59%	78%	69%
Prefer not to say	7%	6%	6%

Selected Cohort: None		
Are you transgender?	CHF 2023	Average Funder
Yes	2%	1%
No	95%	96%
Prefer not to say	3%	4%

Selected Cohort: None		
Do you identify as a member of the LGBTQ+ (Lesbian, Gay, Bisexual, Transgender, and Queer) community?	CHF 2023	Average Funder
Yes	17%	11%
No	79%	84%
Prefer not to say	5%	5%

Selected Cohort: None		
Do you have a disability?	CHF 2023	Average Funder
Yes	17%	6%
No	77%	89%
Prefer not to say	7%	5%

Respondent Job Title

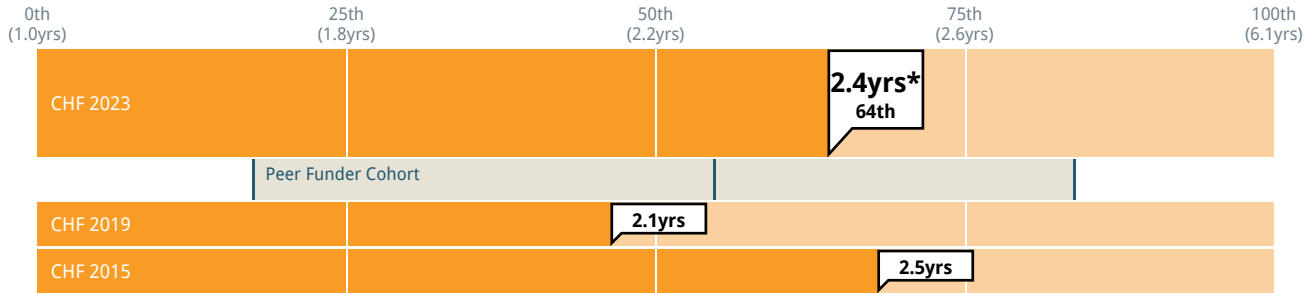
Selected Cohort: Peer Funder Cohort					
Job Title of Respondents	CHF 2023	CHF 2019	CHF 2015	Average Funder	Peer Funder Cohort
Executive Director/CEO	55%	38%	33%	47%	44%
Other Senior Team (i.e., reporting to Executive Director/CEO)	21%	19%	17%	19%	22%
Project Director	7%	19%	21%	11%	12%
Development Staff	12%	23%	16%	16%	15%
Volunteer	1%	1%	1%	1%	1%
Other	4%	0%	11%	5%	7%

Contextual Data

Please note that all information below is based on self-reported data from grantees.

Grantmaking Characteristics

Average Grant Length



Cohort: Peer Funder Cohort Past results: on Subgroup: None

Selected Cohort: Peer Funder Cohort					
Length of Grant Awarded	CHF 2023	CHF 2019	CHF 2015	Median Funder	Peer Funder Cohort
Average grant length	2.4 years	2.1 years	2.5 years	2.2 years	2.2 years

Selected Cohort: Peer Funder Cohort					
Length of Grant Awarded	CHF 2023	CHF 2019	CHF 2015	Average Funder	Peer Funder Cohort
0 - 1.99 years	16%	29%	29%	47%	37%
2 - 2.99 years	45%	48%	35%	22%	36%
3 - 3.99 years	30%	18%	22%	19%	19%
4 - 4.99 years	4%	3%	6%	3%	2%
5 - 50 years	5%	3%	8%	8%	6%

Selected Cohort: None			
Proportion of Unrestricted Funding	CHF 2023	CHF 2019	Average Funder
No, this funding was not restricted to a specific use (i.e., general operating, core support)	21%	12%	28%
Yes, this funding was restricted to a specific use (e.g., supported a specific program, project, capital need, etc.)	79%	88%	72%

Grantmaking Characteristics - By Subgroup

Selected Subgroup: None	
Length of Grant Awarded (By Subgroup)	
Average grant length	

Selected Subgroup: None	
Length of Grant Awarded (By Subgroup)	
0 - 1.99 years	
2 - 2.99 years	
3 - 3.99 years	
4 - 4.99 years	
5 - 50 years	

Selected Subgroup: None	
Proportion of Unrestricted Funding (By Subgroup)	
No, this funding was not restricted to a specific use (i.e., general operating, core support)	
Yes, this funding was restricted to a specific use (e.g., supported a specific program, project, capital need, etc.)	

Grant Size

Selected Cohort: Peer Funder Cohort					
Grant Amount Awarded	CHF 2023	CHF 2019	CHF 2015	Median Funder	Peer Funder Cohort
Median grant size	\$243K	\$175K	\$250K	\$110.2K	\$240.5K

Selected Cohort: Peer Funder Cohort					
Grant Amount Awarded	CHF 2023	CHF 2019	CHF 2015	Average Funder	Peer Funder Cohort
Less than \$10K	0%	0%	1%	8%	1%
\$10K - \$24K	1%	2%	1%	11%	4%
\$25K - \$49K	4%	6%	4%	12%	6%
\$50K - \$99K	13%	20%	9%	15%	14%
\$100K - \$149K	10%	14%	8%	10%	12%
\$150K - \$299K	28%	25%	28%	17%	27%
\$300K - \$499K	19%	15%	19%	10%	15%
\$500K - \$999K	14%	10%	16%	9%	12%
\$1MM and above	10%	7%	13%	10%	8%

Selected Cohort: Peer Funder Cohort					
Median Percent of Budget Funded by Grant (Annualized)	CHF 2023	CHF 2019	CHF 2015	Median Funder	Peer Funder Cohort
Size of grant relative to size of grantee budget	9%	5%	8%	4%	6%

Grant Size - By Subgroup

Selected Subgroup: None
Grant Amount Awarded (By Subgroup)
Median grant size

Selected Subgroup: None
Grant Amount Awarded (By Subgroup)
Less than \$10K
\$10K - \$24K
\$25K - \$49K
\$50K - \$99K
\$100K - \$149K
\$150K - \$299K
\$300K - \$499K
\$500K - \$999K
\$1MM and above

Selected Subgroup: None
Median Percent of Budget Funded by Grant (Annualized) (By Subgroup)
Size of grant relative to size of grantee budget

Grantee Characteristics

Please note that all information below is based on self-reported data from grantees.

Selected Cohort: Peer Funder Cohort					
Operating Budget of Grantee Organization	CHF 2023	CHF 2019	CHF 2015	Median Funder	Peer Funder Cohort
Median Budget	\$1.3M	\$1.7M	\$2M	\$1.7M	\$2.2M

Selected Cohort: Peer Funder Cohort					
Operating Budget of Grantee Organization	CHF 2023	CHF 2019	CHF 2015	Average Funder	Peer Funder Cohort
<\$100K	3%	4%	1%	8%	4%
\$100K - \$499K	19%	19%	19%	18%	16%
\$500K - \$999K	19%	15%	13%	13%	13%
\$1MM - \$4.9MM	34%	31%	34%	30%	31%
\$5MM - \$24MM	16%	20%	17%	19%	20%
>=\$25MM	8%	12%	15%	12%	14%

Grantee Characteristics - By Subgroup

Selected Subgroup: None	
Operating Budget of Grantee Organization (By Subgroup)	
Median Budget	

Selected Subgroup: None
Operating Budget of Grantee Organization (By Subgroup)
<\$100K
\$100K - \$499K
\$500K - \$999K
\$1MM - \$4.9MM
\$5MM - \$24MM
>=\$25MM

Funding Relationship

Selected Cohort: Peer Funder Cohort					
Funding Status	CHF 2023	CHF 2019	CHF 2015	Median Funder	Peer Funder Cohort
Percent of grantees currently receiving funding from the Foundation	73%	79%	69%	82%	76%

Selected Cohort: Peer Funder Cohort					
Pattern of Grantees' Funding Relationship with the Foundation	CHF 2023	CHF 2019	CHF 2015	Average Funder	Peer Funder Cohort
First grant received from the Foundation	33%	35%	20%	29%	30%
Consistent funding in the past	44%	40%	61%	53%	48%
Inconsistent funding in the past	23%	25%	18%	18%	22%

Funding Relationship - by Subgroup

Selected Subgroup: None
Funding Status (By Subgroup)
Percent of grantees currently receiving funding from the Foundation

Selected Subgroup: None
Pattern of Grantees' Funding Relationship with the Foundation (By Subgroup)
First grant received from the Foundation
Consistent funding in the past
Inconsistent funding in the past

Funder Characteristics

Please note that all information below is based on self-reported data from The Colorado Health Foundation.

Selected Cohort: Peer Funder Cohort					
Financial Information	CHF 2023	CHF 2019	CHF 2015	Median Funder	Peer Funder Cohort
Total assets	\$2822.3M	\$2455.8M	\$2400M	\$290.4M	\$1318.5M
Total giving	\$125.3M	\$83.9M	\$96.2M	\$20.3M	\$59M

Selected Cohort: Peer Funder Cohort					
Funder Staffing	CHF 2023	CHF 2019	CHF 2015	Median Funder	Peer Funder Cohort
Total staff (FTEs)	72	61	63	18	42
Percent of staff who are program staff	37%	45%	38%	44%	36%

Selected Cohort: Peer Funder Cohort					
Grantmaking Processes	CHF 2023	CHF 2019	CHF 2015	Median Funder	Peer Funder Cohort
Proportion of grants that are invitation-only	33%	20%	8%	50%	40%
Proportion of grantmaking dollars that are invitation-only	56%	41%	15%	70%	56%

Additional Survey Information

On many questions in the grantee survey, grantees are allowed to select “don’t know” or “not applicable” if they are not able to provide an alternative answer. In addition, some questions in the survey are only displayed to a select group of grantees for which that question is relevant based on a previous response.

As a result, there are some measures where only a subset of responses is included in the reported results. The table below shows the number of responses included on each of these measures. The total number of respondents to CHF’s grantee survey was 449.

Question Text	Number of Responses
Overall, how would you rate the Foundation's impact on your field?	430
How well does the Foundation understand the field in which you work?	418
To what extent has the Foundation advanced the state of knowledge in your field?	364
To what extent has the Foundation affected public policy in your field?	304
Overall, how would you rate the Foundation's impact on your local community?	426
How well does the Foundation understand the local community in which you work?	418
How well does the Foundation understand your organization's strategy and goals?	424
Please rate the extent to which you agree with the following statements about the non-monetary support you received from the Foundation:	
The non-monetary support I received met an important need for my organization and/or program	209
The non-monetary support I received strengthened my organization and/or program	208
The Foundation's non-monetary support was a worthwhile use of the time required of us	207
I felt the Foundation would be open to feedback about the non-monetary support it provided	206
Who most frequently initiated the contact you had with your [program officer] during this grant?	427
Has your main contact at the Foundation changed in the past six months?	423
At any point during this grant, including [the selection] process, did Foundation staff conduct a site visit?	449
How consistent was the information provided by different communication resources, both personal and written, that you used to learn about the Foundation?	419
How well do you understand the way in which the work funded by this grant fits into the Foundation's broader efforts?	438
How well does the Foundation understand the social, cultural, or socioeconomic factors that affect your work?	444
How well does the Foundation understand the needs of the people and communities that you serve?	421
To what extent do the Foundation's funding priorities reflect a deep understanding of the needs of the people and communities that you serve?	428
Please rate the extent to which you agree or disagree with the following statements about [diversity, equity, and inclusion]:	
The Foundation has clearly communicated what [diversity, equity, and inclusion] means for its work	419
Overall, the Foundation demonstrates an explicit commitment to [diversity, equity, and inclusion] in its work	419
Overall, most staff I have interacted with at the Foundation embody a strong commitment to [diversity, equity, and inclusion]	414
I believe that the Foundation is committed to combatting racism	421
Did you submit [a proposal] to the Foundation for this grant?	443
To what extent was the Foundation's [selection process] a helpful opportunity to strengthen the efforts funded by the grant?	394
To what extent was the Foundation's [selection process] an appropriate level of effort given the amount of funding received?	399
To what extent was the Foundation clear and transparent about the [selection process] requirements and timelines?	424
To what extent was the Foundation clear and transparent about the criteria the Foundation uses to decide whether [a proposal] would be funded or declined?	387
Have you participated in a reporting or evaluation process?	426
At any point during the [proposal] or the grant period, did the Foundation and your organization exchange ideas regarding how your organization would assess the results of the work funded by this grant?	387
To what extent was the Foundation's reporting process straightforward?	336
To what extent was the Foundation's reporting process adaptable, if necessary, to fit your circumstances?	323

Question Text	Number of Responses
To what extent was the Foundation's reporting process relevant, with questions and measures pertinent to the work funded by this grant?	362
To what extent was the Foundation's reporting process a helpful opportunity for you to reflect and learn?	359
To what extent did the evaluation incorporate your input in the design of the evaluation?	104
To what extent did the evaluation result in you making changes to the work that was evaluated?	105
Are you currently receiving funding from the Foundation?	446
Which of the following best describes the pattern of your organization's funding relationship with the Foundation?	433
Primary Intended People and/or Communities	
Are the efforts funded by this grant primarily meant to benefit historically disadvantaged groups?	449
Specifically, are any of the following the primary intended people and/or communities served by the efforts funded by this grant?	415
Custom Questions	
Please rate the extent to which you agree or disagree with the following statements about The Colorado Health Foundation:	
The Foundation effectively uses its power to create meaningful change.	423
The Foundation supports the shifting of power to those who are most impacted by health inequities.	409
The Foundation takes into account perspectives from community in shaping its work.	416
The Foundation intentionally cultivates relationships with a diversity of actors who are working toward health equity and racial justice.	380
The Foundation is allocating financial resources in ways that advance health equity through racial justice.	407
The Foundation is effectively using its institutional voice to highlight the connection between racial injustice and health inequities.	394
The Foundation's influence is resulting in the adoption of more just policies and practices at the state level.	294
When communicating with the Foundation, I feel comfortable discussing the implications of race in my organization's or the Foundation's work.	422
When you think about the program staff you've engaged with at The Colorado Health Foundation, to what extent do you agree or disagree with the following statements:	
Program staff show they really value my thinking and opinions.	427
Program staff make efforts to hear from different people in my community to understand their perspectives.	388
Program staff talk to me about equity, and how it applies to my work.	417
Program staff seek to deeply understand the communities they are working in.	403
Program staff are open and respectful in their interactions with me.	433
Program staff recognize the experience and wisdom of communities in solving their own problems.	414
Program staff are present and available in my community, so I get to interact with them.	403
Program staff seek out the perspectives of people with lived experience in an issue.	369
Please rate the extent to which you agree or disagree with the following statements about how you felt during that transition:	
I was informed about my main contact change at CHF with appropriate notice before it occurred.	177
I felt supported by CHF throughout the transition to my new contact at the Foundation.	178
My new contact at CHF understands the history and context of my grant in a way that reinforces continuity in my work with the Foundation.	165
How strongly do you agree or disagree with the following statements concerning the Foundation's online grants portal?	
The web interface of the online grant portal was easy to use and navigate.	412
My experience submitting grant documentation through the online grant portal has been free of technical difficulties.	412
Instructions provided on the grants portal were clear.	414
It was clear whom I should contact with questions.	414
Foundation staff were responsive when I needed assistance.	385
Foundation staff responses effectively addressed my concerns.	382

About CEP and Contact Information

Mission:

CEP provides data, feedback, programs, and insights to help individual and institutional donors improve their effectiveness. We do this work because we believe effective donors, working collaboratively and thoughtfully, can profoundly contribute to creating a better and more just world.

Vision:

We seek a world in which pressing social needs are more effectively addressed.

We believe improved performance of philanthropic funders can have a profoundly positive impact on nonprofit organizations and the people and communities they serve.

Although our work is about measuring results, providing useful data, and improving performance, our ultimate goal is improving lives. We believe this can only be achieved through a powerful combination of dispassionate analysis and passionate commitment to creating a better society.

About the GPR:

Since 2003, the Grantee Perception Report® (GPR) has provided funders with comparative, candid feedback based on grantee perceptions. The GPR is the only grantee survey process that provides comparative data, and is based on extensive research and analysis. Hundreds of funders of all types and sizes have commissioned the GPR, and tens of thousands of grantees have provided their perspectives to help funders improve their work. CEP has surveyed grantees in more than 150 countries and in 8 different languages.

The GPR's quantitative and qualitative data helps foundation leaders evaluate and understand their grantees' perceptions of their effectiveness, and how that compares to their philanthropic peers.

Additional CEP Resources

Assessment Tools

Donor Perception Report (DPR): The Donor Perception Report provides community foundations with comparative data on their donors' perceptions, preferences for engagement, and giving patterns. Based on research and guidance from a group of community foundation leaders, the DPR is the only survey process that provides comparative data for community foundations.

Staff Perception Report (SPR): The Staff Perception Report explores foundation staff members' perceptions of foundation effectiveness and job satisfaction on a comparative basis. The SPR is based on a survey specific to foundations that includes questions related to employees' impressions of their role in philanthropy, satisfaction with their jobs, their foundation's impact, and opportunities for foundation improvement.

YouthTruth Student Survey: YouthTruth supports school systems in gathering and acting on student and stakeholder feedback, helping schools, districts, and education funders think through the ins-and-outs of actionable insights to drive improvement. Learn more at youthtruthsurvey.org.

Advisory Services

CEP's data-driven, customized advising leverages CEP's knowledge and experience to help funders answer pressing questions about their work, address existing challenges, hear from valued constituents, and learn and share with peers. Learn more at cep.org/advisoryservices.

Research

CEP's research projects delve into issues that are central to funder effectiveness, examining common practice and challenging conventional wisdom. Our research is informed by rigorous quantitative and qualitative analysis of large-scale data sets, in-depth qualitative interviews with philanthropic leaders, as well as by profiles of high-performing organizations and staff.

CEP's resource library offers resources for grantmakers, individual donors, and more. Explore the full range of resources available in CEP's resource library at cep.org/resources.

Contact Information:

Austin Long
Senior Director, Assessment and Advisory Services
austinl@cep.org

Nina Groleger
Senior Analyst, Assessment and Advisory Services
ninag@cep.org